



# FEATURING NEW PRODUCTS IN

Propellers • Steering & Controls

**MARINEPOWER** Engine Parts & More!  
YOUR PREMIER SOURCE FOR MARINE PARTS



# NEW PRODUCTS SUPPLEMENT 2024 CATALOG

**FOR 40 YEARS**

A TRUSTED BRAND FOR QUALITY  
MARINE ENGINE &  
DRIVE SERVICE PARTS

**3**  
YEAR  
STEERING & CONTROLS  
WARRANTY

**2**  
YEAR  
PARTS & LABOR  
WARRANTY



**Engineered Marine Products (EMP)** warrants that its products are manufactured free from defects in materials and workmanship (the Warranty). The Warranty is in effect for a period of two (2) years from the original date of delivery for all EMP products, provided, that if the EMP product is used in connection with commercial, rental or other income producing activity, the effective period of this warranty is limited to ninety (90) days from the original date of delivery. The Warranty is subject to the additional terms, conditions and limitations set forth below.

**The Warranty shall become void** if it is determined by EMP, in its sole discretion, that products submitted for warranty consideration failed due to:

1. Ordinary wear and tear resulting from the operation and/or use of the EMP product, adjustments, or tune-ups;
2. Improper maintenance, improper installation, misapplication, alteration in any way whatsoever from their original design or negligence in use;
3. Damage caused by:
  - a. Use of any accessory or part not manufactured or sold by EMP;
  - b. Operation with fuels, oils, lubrications or the like, which are not suitable for use with the EMP product;
  - c. Use in an engine operating in a competitive or racing type environment; or
  - d. Water entering engine cylinder(s) through exhaust system or carburetor(s).

Any claim under this warranty shall be made in writing within the warranty period. The EMP product on which the claim is made must also be shipped, freight prepaid, to EMP for inspection, during the warranty period. A Warranty Claim Authorization number must first be obtained from EMP by calling (205) 216-0560.

**To obtain warranty service for a claim without labor**, return the EMP product alone with proof of the date of the original retail purchase, freight prepaid to the distributor from whom the EMP product was purchased, the distributor will then forward the product to EMP for evaluation. If the product is determined by EMP to be eligible for Warranty, EMP will credit the distributor and the distributor will credit the dealer.

**To obtain warranty service for a claim with labor**, return the EMP product and any other related damaged parts, along with proof of the date of the original retail purchase, freight prepaid, to: Engineered Marine Products, 260 Scotland Drive, Alabaster, Alabama 35007.

**The purchaser must provide:**

- (i) a valid invoice, receipt or other ticket identifying the part and/or accessory, the date of purchase, and proof of payment;
- (ii) a written statement declaring the specific application in or on which the EMP part was installed;
- (iii) the equipment and engine model and serial numbers;
- (iv) the retail customer's name and address;
- (v) a statement as to whether the EMP part was installed by a qualified mechanic/technician or by the consumer;
- (vi) the suspected reason(s) for failure of the part(s); and
- (vii) a warranty claim authorization number obtained from EMP.

Product purchased and properly installed by a qualified dealer and determined by EMP to be defective, may be eligible for labor reimbursement. If the claim for warranty is determined by EMP to be valid, EMP will advise the dealer of the extent of EMP's responsibility. EMP will settle all labor claims directly to the dealer. Credit for the defective part(s) and the part(s) related to the Warranty repair, only, will be issued to the distributor. The distributor will then issue credit to the dealer.

The obligation of EMP under this warranty shall be limited to the repair or replacement, at EMP's option, of a defective EMP part or parts as is necessary to remedy the malfunction resulting from defects in material or workmanship and reimbursement of mechanic's labor time as determined by the applicable OEM flat rate at the Area's Prevailing Average Shop Rate.

**THERE ARE NO OTHER WARRANTIES, EXPRESS OR IMPLIED, OTHER THAN AS PROVIDED HEREIN; THIS WARRANTY IS EXPRESSED IN LIEU OF ANY OTHER WARRANTY; THIS WARRANTY SHALL SERVE AS THE CUSTOMER'S EXCLUSIVE REMEDY. NO WARRANTY OF MERCHANTABILITY OR FITNESS FOR PURPOSE IS APPLICABLE.**

Any warranty, which may be implied or imposed by law, is limited to the duration of this warranty. EMP shall not be liable for any incidental or consequential damages for breach of any expressed or implied warranty relating to the products other than as provided herein. Some states do not allow limitations on how long an implied warranty lasts, to the exclusion or limitation of incidental or consequential damages, so the limitation or exclusion may not apply. This warranty gives you specific legal rights which vary from state to state.

**For Steering and Controls warranty details, please visit our website at:  
<https://www.engineeredmarineproducts.com/warranty/>**



PROPELLERS

2-7

ALUMINUM FEATURES ..... 2  
 FINDING THE CORRECT PROPELLER? ..... 2  
 ALUMINIUM PROPLER ..... 2  
 HUB KITS FOR INTERCHANGEABLE PROPELLER (OUTBOARD) ..... 3-5  
 HUB KITS FOR STERNDRIVE APPLICATION (INBOARD) ..... 6  
**COMPETITIVE INTERCHANGE** ..... 6-7

STEERING & CONTROLS

8-25

STEERING SYSTEM KITS (HYDRAULIC) ..... 8  
 CYLINDER & SEAL KITS (HYDRAULIC) ..... 9  
 HELM & SEAL KIT (HYDRAULIC) ..... 9  
 STEERING FLUID (HYDRAULIC) ..... 9  
 STEERLYTE - POWER ASSISTED STEERING (HYDRAULIC) ..... 10  
 STEERING HOSE ASSEMBLY KITS (HYDRAULIC) ..... 10  
 STEERING HELM (MECHANICAL) ..... 11  
 STEERING SYSTEMS (MECHANICAL) ..... 11-12  
 BEZEL KIT (MECHANICAL) ..... 12  
 HELM WITH TILT MECHANISM & STEERING WHEEL (MECHANICAL) ..... 12  
 STEERING CABLES (MECHANICAL) ..... 13  
 EDGE SERIES ENGINE CONTROL CABLES ..... 13-15  
 HOW TO MEASURE A NEW STEERING CABLE ..... 16  
**COMPETITIVE INTERCHANGE** ..... 17-25

ENGINE PARTS

26-45

BRP/JOHNSON/EVINRUDE (OUTBOARD) ..... 26  
 HONDA (OUTBOARD) ..... 27  
 MERCURY/MARINER (OUTBOARD) ..... 27-28  
 RACOR (OUTBOARD) ..... 28  
 SUZUKI (OUTBOARD) ..... 29-30  
 TOHATSU (OUTBOARD) ..... 31  
 YAMAHA (OUTBOARD) ..... 31-34  
 UNIVERSAL (OUTBOARD) ..... 34-35  
 MERCURY RACING (INBOARD) ..... 35  
 MERCUISER (INBOARD) ..... 36-38  
 VOLVO (INBOARD) ..... 38-39  
**COMPETITIVE INTERCHANGE** ..... 40-45

MARINE POWER

46-76

IGNITION (INBOARD) ..... 46-48  
 ELECTRICAL (INBOARD) ..... 49-52  
 FUEL (INBOARD) ..... 52-54  
 COOLING (INBOARD) ..... 54-58  
 ENGINE (INBOARD) ..... 59-62  
 GASKETS (INBOARD) ..... 62-65  
 DRIVE (INBOARD) ..... 66  
**COMPETITIVE INTERCHANGE** ..... 67-76



## ALUMINUM PROPELLER FEATURES

- EMP propellers deliver exceptional performance and value for a wide range of boating applications.
- Our cupped and cambered blades provide optimal grip for powerful acceleration, higher top speed, better bow lift, and overall peak efficiency.
- Precision balanced for smooth and vibration free performance.
- High gloss powder coat finish minimizing drag for peak handling and acceleration while providing long lasting protection for our aluminium propellers.
- The curved exhaust flare helps reduce ventilation or blow out while cornering by preventing exhaust gases from infiltrating into the propeller.
- Our high quality castings and special alloys provide durability and speed.
- Our state of the art casting process yields stronger castings than traditional die casting or squeeze casting.

## FINDING THE CORRECT PROPELLER

1. Need to know the Make, Model, Year, and Horsepower of your engine.
2. Determine your engine manufacturers recommended WOT (Wide Open Throttle) RPM range from your owner's manual or manufacturers website.
3. Run your boat with your typical load at WOT and trim the engine for top speed and record top RPM's. Then go opposite direct to compensate for currents and wind and record the top RPM's. The average of these 2 numbers is your WOT RPM's.
4. The best overall performance is when the WOT RPM's are in the middle of the recommended range for optimal performance and fuel economy.
5. An over propped engine will lug at WOT and not achieve the recommended RPM and also have a poor hole shot and sluggish acceleration which can cause damage to the engine.
6. An under propped engine will over rev and exceed the maximum recommended RPM's which can also damage your engine.
7. If your current propeller doesn't perform in the recommended RPM range, then use the following guidelines to select a new propeller.
  - a. Each 1 inch of increased pitch will reduce WOT RPM's by 150-200 RPM's on average.
  - b. Reducing the pitch will increase the WOT RPM's by 150-200 RPM's for each inch of pitch on average.
8. Most propellers are marked with both Diameter and Pitch (i.e., 14x19 means its 14" in diameter and 19" pitch).
9. In most cases you only need to select your propeller based on the pitch, propeller diameter is normally predetermined by the prop design and application. Typically, diameter decreases and pitch increases.
10. Go to the application charts in this guide for your engine brand.
11. Select the propeller size and pitch for your engine.
12. Select the proper hub system for your specific engine.



**Operating your engine outside of the recommended RPM range can cause severe damage to your engine and void the warranty. Always test your engine after installing a new propeller.**

## ALUMINUM PROPELLER



**Group D Series Propeller**



**Group E Series Propeller**

For application information and hub selection, see pages 3-6.

### Group D Series • 40-140 HP • 4-1/4" Gearcase

EMP Part #	Pitch	Blades	Diameter	Rotation
P9411-1400-13	13	3	14.00	RH
P9411-1375-15	15	3	13.75	RH
P9411-1325-17	17	3	13.25	RH
P9411-1300-19	19	3	13.00	RH

### Group E Series • 115 HP & Up • 4-3/4" Gearcase

EMP Part #	Pitch	Blades	Diameter	Rotation
P9511-1525-15	15	3	15.25	RH
P9511-1500-17	17	3	15.00	RH
P9511-1450-19	19	3	14.50	RH
P9511-1425-21	21	3	14.25	RH

ENGINE HP	YEAR	PROP SHAFT	GEARCASE	GROUP	EMP #
40 E-TEC	2004-NEWER	13 SPLINE	4-1/4"	D	EMP-106B
45-55 2 CYL	1971-99	13 SPLINE	4-1/4"	D	EMP-106B
50-55 3 CYL	1968-69, 1994-99	13 SPLINE	4-1/4"	D	EMP-106B
55 E-TEC	2009-NEWER	13 SPLINE	4-1/4"	D	EMP-106B
60 3 CYL	1970-71, 1986-01	13 SPLINE	4-1/4"	D	EMP-106B
60 4-STROKE	1998-NEWER	13 SPLINE	4-1/4"	D	EMP-110B
60 E-TEC	2004-NEWER	13 SPLINE	4-1/4"	D	EMP-106B
65 3 CYL	1972-73, 1984-01	13 SPLINE	4-1/4"	D	EMP-106B
70 3 CYL	1974-01	13 SPLINE	4-1/4"	D	EMP-106B
70 4-STROKE	1998-NEWER	13 SPLINE	4-1/4"	D	EMP-110B
75 3 CYL	1975-84	13 SPLINE	4-1/4"	D	EMP-106B
75 E-TEC	2004-NEWER	13 SPLINE	4-1/4"	D	EMP-106B
85	1969-80, 1991-95	13 SPLINE	4-1/4"	D	EMP-106B
88	1981-96	13 SPLINE	4-1/4"	D	EMP-106B
90	1981-NEWER	13 SPLINE	4-1/4"	D	EMP-106B
100	1979-80, 1988-93	13 SPLINE	4-1/4"	D	EMP-106B
110	1986-89	13 SPLINE	4-1/4"	D	EMP-106B
112	1994-96	13 SPLINE	4-1/4"	D	EMP-106B
115	1973-NEWER	13 SPLINE	4-1/4"	D	EMP-106B
120	1986-94	13 SPLINE	4-1/4"	D	EMP-106B
125	1971-72	13 SPLINE	4-1/4"	D	EMP-106B
135	1973-76	13 SPLINE	4-1/4"	D	EMP-106B
140	1977-84, 1986-94	13 SPLINE	4-1/4"	D	EMP-106B
90, 115 4-STROKE	2002-07	15 SPLINE	4-1/4"	D	EMP-125B
140 4-STROKE	2002-07	15 SPLINE	4-1/4"	D	EMP-126B
90-300	1991-NEWER	15 SPLINE	4-3/4"	E	EMP-100B
90-300	1976-90	15 SPLINE	4-3/4"	E	EMP-101B
200, 225 4-STROKE	2004-05	15 SPLINE	4-3/4"	E	EMP-104B
150-300 G2	2014-NEWER	15 SPLINE	4-3/4"	E	EMP-151B

ENGINE HP	YEAR	PROP SHAFT	GEARCASE	GROUP	EMP #
BFP60	2010-NEWER	15 SPLINE	4-1/4"	D	EMP-107B
BF75, BF90	1995-98	15 SPLINE	4-1/4"	D	EMP-102B
BF75, BF90	1999-NEWER	15 SPLINE	4-1/4"	D	EMP-107B
BF115	1998-10	15 SPLINE	4-1/4"	D	EMP-107B
BF130	1998-04	15 SPLINE	4-1/4"	D	EMP-107B
BF115	2011-NEWER	15 SPLINE	4-3/4"	E	EMP-107B
BF135, 150	2004-NEWER	15 SPLINE	4-3/4"	E	EMP-107B
BF200, 225	2002-NEWER	15 SPLINE	4-3/4"	E	EMP-107B
BF250	2012-NEWER	15 SPLINE	4-3/4"	E	EMP-107B



ENGINE HP	YEAR	PROP SHAFT	GEARCASE	GROUP	EMP #
40/50 (4-STROKE/BIGFOOT)	ALL	15 SPLINE	4-1/4"	D	EMP-102B
60 (4-STROKE/BIGFOOT), 60 (SEA PRO/ MARATHON)	1995-NEWER	15 SPLINE	4-1/4"	D	EMP-102B
65 (MODEL 650, 3 & 4 CYL)	1961-71	15 SPLINE	4-1/4"	D	EMP-102B
70	1987-89	15 SPLINE	4-1/4"	D	EMP-102B
75 (2- & 4-STROKE)	1984-NEWER	15 SPLINE	4-1/4"	D	EMP-102B
75 (SEA PRO/MARATHON)	ALL	15 SPLINE	4-1/4"	D	EMP-102B
80	1978-89	15 SPLINE	4-1/4"	D	EMP-102B
80 (MARINER)	1978-83	15 SPLINE	4-1/4"	D	EMP-102B
80/85 (MODEL 800, 850, 4 CYL)	1977 & PRIOR	15 SPLINE	4-1/4"	D	EMP-102B
90 (MODEL 900)	1977 & PRIOR	15 SPLINE	4-1/4"	D	EMP-102B
90 (2- & 4-STROKE)	1978-NEWER	15 SPLINE	4-1/4"	D	EMP-102B
90, 100, 115 COMMAND THRUST	2014-NEWER	15 SPLINE	4-1/4"	E	EMP-102B
100	1988-NEWER	15 SPLINE	4-1/4"	D	EMP-102B
115 (MODEL 1150)	1977 & PRIOR	15 SPLINE	4-1/4"	D	EMP-102B
115 (2- & 4-STROKE)	1978-NEWER	15 SPLINE	4-1/4"	D	EMP-102B
125	1994-NEWER	15 SPLINE	4-1/4"	D	EMP-102B
140 (INCLUDING SEA PRO/ OFFSHORE)	1978-81	15 SPLINE	4-1/4"	D	EMP-102B
150 (MODEL 1500)	1977 & PRIOR	15 SPLINE	4-1/4"	D	EMP-102B
135	1978-NEWER	15 SPLINE	4-3/4"	E	EMP-102B
150/175/200	1978-NEWER	15 SPLINE	4-3/4"	E	EMP-102B
220	1987-88	15 SPLINE	4-3/4"	E	EMP-102B
225	1980-NEWER	15 SPLINE	4-3/4"	E	EMP-102B
225 HP (SEAPRO/MARATHON)	ALL	15 SPLINE	4-3/4"	E	EMP-102B
250, 400 (2- & 4-STROKE)	1990-NEWER	15 SPLINE	4-3/4"	E	EMP-102B
3.4 LITRE	1984-86	15 SPLINE	4-3/4"	E	EMP-102B


ENGINE HP	YEAR	PROP SHAFT	GEARCASE	GROUP	EMP #
75	1999-NEWER	-	-	D	EMP-102B
90/120/150	1995-NEWER	-	-	D	EMP-102B

ENGINE HP	YEAR	PROP SHAFT	GEARCASE	GROUP	EMP #
60-140 (EXCEPT 60A, 70A, 70B)	1987-NEWER	15 SPLINE	4-1/4"	D	EMP-109B
MFS75A-115A	ALL	15 SPLINE	4-1/4"	D	EMP-109B
BF115-250	2014-NEWER	15 SPLINE	4-3/4"	E	EMP-107B



ENGINE HP	YEAR	PROP SHAFT	GEARCASE	GROUP	EMP #
DF60 4-STROKE	1998-09	13 SPLINE	4-1/4"	D	EMP-110B
DF70 4-STROKE	1998-08	13 SPLINE	4-1/4"	D	EMP-110B
DT75	1983-97	13 SPLINE	4-1/4"	D	EMP-110B
DT85	1979-00	13 SPLINE	4-1/4"	D	EMP-110B
DT90	1989-97	13 SPLINE	4-1/4"	D	EMP-110B
DT100	1989-00	13 SPLINE	4-1/4"	D	EMP-110B
DT115, DT140	1981-01	13 SPLINE	4-1/4"	D	EMP-110B
DF70A, DF80A	2009-NEWER	15 SPLINE	4-1/4"	D	EMP-150B
DF90 4-STROKE	2001-08	15 SPLINE	4-1/4"	D	EMP-125B
DF90A, DF100 4-STROKE	2009-NEWER	15 SPLINE	4-1/4"	D	EMP-150B
DF115 4-STROKE	2001-12	15 SPLINE	4-1/4"	D	EMP-125B
DF115A	2013-NEWER	15 SPLINE	4-1/4"	D	EMP-126B
DF140, DF140A 4-STROKE	2002-NEWER	15 SPLINE	4-1/4"	D	EMP-126B
DT150-225 2-STROKE	1986-NEWER	15 SPLINE	4-3/4"	E	EMP-104B
DF150-300 4-STROKE	ALL	15 SPLINE	4-3/4"	E	EMP-104B

ENGINE HP	YEAR	PROP SHAFT	GEARCASE	GROUP	EMP #
T50 4-STROKE	1996-NEWER	15 SPLINE	4-1/4"	D	EMP-208B
C60/E60/P60	1992-05	15 SPLINE	4-1/4"	D	EMP-208B
T60 4-STROKE	2003-NEWER	15 SPLINE	4-1/4"	D	EMP-208B
70-100 2-STROKE	1984-NEWER	15 SPLINE	4-1/4"	D	EMP-208B
80-175	1977-83	15 SPLINE	4-1/4", 4-3/4"	D & E	EMP-102B
F75B, F90B, F100B 4-STROKE	1984-NEWER	15 SPLINE	4-1/4"	D	EMP-203B
115, 130	1984-NEWER	15 SPLINE	4-1/4"	D	EMP-203B
115 4-STROKE	2000-NEWER	15 SPLINE	4-1/4"	D	EMP-203B
150	1986-NEWER	15 SPLINE	4-3/4"	E	EMP-203B
F150 4-STROKE	2004-NEWER	15 SPLINE	4-3/4"	E	EMP-203B
175	1984-NEWER	15 SPLINE	4-3/4"	E	EMP-203B
F175 4-STROKE	2004-NEWER	15 SPLINE	4-3/4"	E	EMP-203B
200	1984-NEWER	15 SPLINE	4-3/4"	E	EMP-203B
200 V-MAX	2001	15 SPLINE	4-3/4"	E	EMP-203B
F200 4-STROKE	2002-NEWER	15 SPLINE	4-3/4"	E	EMP-203B
VF200, V-MAX SHO	2010-NEWER	15 SPLINE	4-3/4"	E	EMP-203B
220 SPECIAL	1987-88	15 SPLINE	4-3/4"	E	EMP-203B
225 EXCEL	1980-NEWER	15 SPLINE	4-3/4"	E	EMP-203B
225	1986-NEWER	15 SPLINE	4-3/4"	E	EMP-203B
F225 4-STROKE	2002-NEWER	15 SPLINE	4-3/4"	E	EMP-203B
VF225, V-MAX SHO	2010-NEWER	15 SPLINE	4-3/4"	E	EMP-203B
250	1990-NEWER	15 SPLINE	4-3/4"	E	EMP-203B
250 V-MAX	2001-NEWER	15 SPLINE	4-3/4"	E	EMP-203B
F250, F20 V-MAX, AND OFFSHORE 4-STROKE	2002-NEWER	15 SPLINE	4-3/4"	E	EMP-203B
300 2-STROKE V6	2004-07	15 SPLINE	4-3/4"	E	EMP-203B
F300 OFFSHORE 4-STROKE V6	2010-NEWER	15 SPLINE	4-3/4"	E	EMP-203B



ENGINE HP	YEAR	PROP SHAFT	GEARCASE	GROUP	EMP #
MODEL 400, COBRA	1978-91	13 SPLINE	4-1/4"	D	EMP-106B
MODEL 800, COBRA/ KING COBRA	1978-90	15 SPLINE	4-3/4"	E	EMP-101B
MODEL 800, COBRA/ KING COBRA	1991-94	15 SPLINE	4-3/4"	E	EMP-100B
COBRA SX	1994-NEWER	19 SPLINE	4-3/4"	E	EMP-105B

ENGINE HP	YEAR	PROP SHAFT	GEARCASE	GROUP	EMP #
120-375, MC- 1/MR/ALPHA 1, ALPHA 1 GEN II <small>*non-surface piercing applications</small>	ALL	15 SPLINE	4-3/4"	E	EMP-102B

**(BRONZE HUB WITH RUBBER BUSHING)**

ENGINE HP	YEAR	PROP SHAFT	GEARCASE	GROUP	EMP #
SX DRIVES	1994-NEWER	19 SPLINE	4-3/4"	E	EMP-105B

ENGINE HP	YEAR	PROP SHAFT	GEARCASE	GROUP	EMP #
YAMAHA STERNDRIVE 3.0L-7.47L	ALL	15 SPLINE	4-3/4"	E	EMP-203B

**COMPETITIVE INTERCHANGE**

**TURNING POINT® TO EMP HUB**

TURNING POINT HUB	EMP HUB
500	EMP-208B
502	EMP-100B
503	EMP-106B
504	EMP-105B
505	EMP-203B
505	EMP-109B
506	EMP-110B
507	EMP-107B
509	EMP-150B
511	EMP-151B
701	EMP-102B
705	EMP-203B
707	EMP-104B
711	EMP-151B
715	EMP-127B

**MICHIGAN WHEEL® TO EMP HUB**

MICHIGAN WHEEL HUB	EMP HUB
XHS 111	EMP-111B
XHS 112	EMP-112B
XHS 113	EMP-113B
XHS 114	EMP-114B
XHS 115	EMP-115B
XHS 116	EMP-116B
XHS 117	EMP-117B
XHS II 200	EMP-100B
XHS II 201	EMP-101B
XHS II 202	EMP-102B
XHS II 203	EMP-203B
XHS II 204	EMP-104B
XHS II 205	EMP-105B
XHS II 206	EMP-106B
XHS II 207	EMP-107B
XHS II 208	EMP-208B
XHS II 209	EMP-109B
XHS II 210	EMP-110B
XHS II 225	EMP-125B
XHS II 226	EMP-126B
XHS II 227	EMP-150B
XHS II 228	EMP-151B



EMP Hub Kit



**QUICKSILVER® TO EMP HUB**

QUICKSILVER FLO-TORQ HUB	EMP HUB
835257K1	EMP-102B
835257Q1	EMP-102B
835257Q10	EMP-102B
835257Q9	EMP-102B
835258Q1	-
835258Q2	-
835265Q02	EMP-100B
835266Q1	EMP-106B
835267Q1	EMP-101B
835270Q1	EMP-105B
835271Q2	EMP-203B
835272Q1	EMP-208B
835272Q6	-
835274Q1	EMP-124B
835277Q1	EMP-102B
835278Q1	EMP-107B
835279Q2	EMP-107B
835281Q1	EMP-104B
835282Q1	EMP-110B
835283Q03	EMP-127B
835283Q1	EMP-125B
835283Q2	EMP-126B
835284Q1	EMP-109B
840389Q06	-
8M0079473	EMP-203B

**POLASTORM® TO EMP HUB**

POLASTORM HUB	EMP HUB
F21	EMP-102B
F21A	EMP-102B
F22A	EMP-208B
F23	EMP-203B
F23A	EMP-203B
F24A	EMP-110B
F25A	EMP-150B
F26A	EMP-125B
F27A	EMP-126B
F28A	EMP-104B
F29A	EMP-107B
F30A	EMP-109B
F31A	EMP-106B
F32A	EMP-100B
F33	EMP-101B
F34A	EMP-151B
F41	EMP-127B
F42A	EMP-105B

**SOLAS RUBEX® TO EMP HUB**

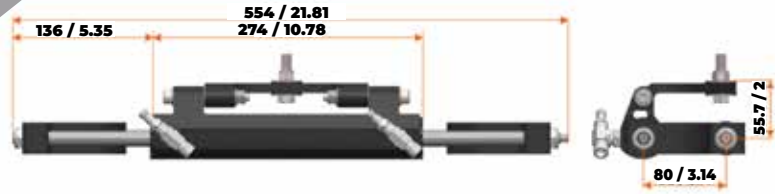
SOLAS RUBEX HUB	EMP HUB
RBX-100	EMP-100B
RBX-101	EMP-101B
RBX-102	EMP-102B
RBX-102B	EMP-102B
RBX-104	EMP-104B
RBX-105	EMP-105B
RBX-106	EMP-106B
RBX-107	EMP-107B
RBX-109	EMP-109B
RBX-110	EMP-110B
RBX-111	EMP-111B
RBX-112	EMP-112B
RBX-113	EMP-112B
RBX-114	EMP-114B
RBX-115	EMP-115B
RBX-116	EMP-116B
RBX-117	EMP-117B
RBX-123	EMP-123B
RBX-124	EMP-124B
RBX-125	EMP-125B
RBX-126	EMP-126B
RBX-127	EMP-127B
RBX-150	EMP-150B
RBX-151	EMP-151B
RBX-203	EMP-203B
RBX-203B	EMP-203B
RBX-208	EMP-208B

**MERCURY® TO EMP HUB**

MERCURY FLO-TORQ HUB	EMP HUB
835257A1	EMP-102B
835265A1	EMP-100B
835266A1	EMP-106B
835267A1	EMP-101B
835270A1	EMP-105B
835271A1	EMP-203B
835272A1	EMP-208B
835277A1	EMP-102B
835278A1	EMP-107B
835279A1	EMP-107B
835281A1	EMP-104B
835282A1	EMP-110B
835284A1	EMP-109B
835257K1	EMP-102B
8M0101601	EMP-123B

## STEERING SYSTEM FOR ENGINES UP TO 115 HP

### OH-115U-OT-EMP



This system includes the following items:

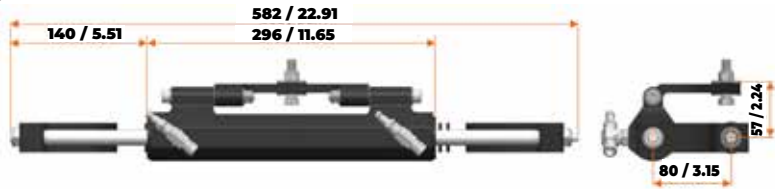
Model	Description	Quantity
HP-16	Flush Mount Hydraulic Helm Pump 5.6 turns lock-to-lock	1
OC-115U	Single Balanced Front Mount Cylinder	1
92-92000	Hydraulic Steering Fluid	2 Quarts



Note: Dimensions are length in mm / inches.

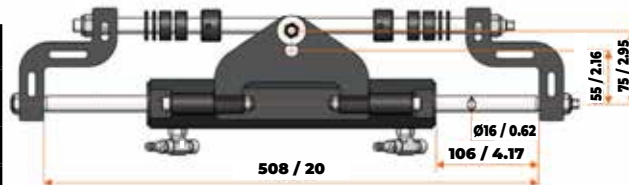
## STEERING SYSTEM FOR ENGINES UP TO 175 HP

### OH-175-OT-EMP



This system includes the following items:

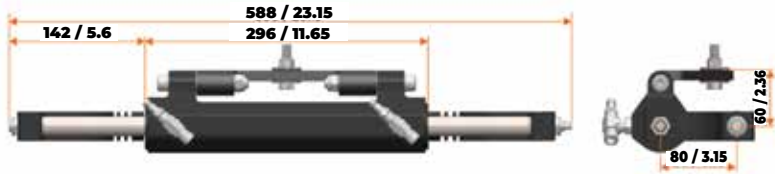
Model	Description	Quantity
HP-20	Flush Mount Hydraulic Helm Pump 6.1 turns lock-to-lock	1
OC-175	Single Balanced Front Mount Cylinder	1
92-92000	Hydraulic Steering Fluid	2 Quarts



Note: Dimensions are length in mm / inches.

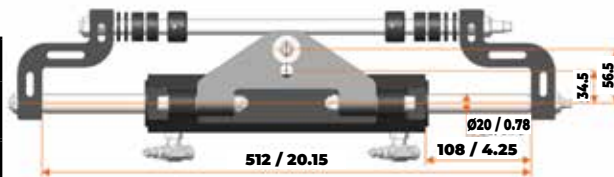
## STEERING SYSTEM FOR ENGINES UP TO 350 HP

### OH-350-OT-EMP



This system includes the following items:

Model	Description	Quantity
HP-27	Flush Mount Hydraulic Helm Pump 6.2 turns lock-to-lock	1
OC-350	Single Balanced Front Mount Cylinder	1
92-92000	Hydraulic Steering Fluid	2 Quarts



Note: Dimensions are length in mm / inches.

## HIGH CAPACITY STEERING KIT

### UOH-33-350-EMP



This system includes the following items:

Model	Description	Quantity
UHP-33	Flush Mount Hydraulic Helm Pump	1
OC-350	Single Balanced Front Mount Cylinder	1
92-92000	Hydraulic Steering Fluid	2 Quarts

FRONT MOUNT OUTBOARD CYLINDER

OC-350-EMP

- Balanced cylinder: The number of turns (lock to lock) are equal from port to starboard
- SS 316L hard chrome plated piston rod
- SS 316L support rod
- Anodized aluminium tube and support brackets
- SS 316L fasteners - lock nuts/washers, etc.
- One cylinder fits 98% of engine applications.
- Includes high strength tiller bolt to connect to engine tiller
- Includes a pair of 90° adjustable chrome plated brass elbow fittings



CYLINDER SEAL KITS

EMP PART #	DESCRIPTION
SK-115U-EMP	Fits: OC-115U Cylinder
SK-175-EMP	Fits: OC-175 Cylinder
SK-350-EMP	Fits: OC-350 Cylinder

HELM SEAL KIT

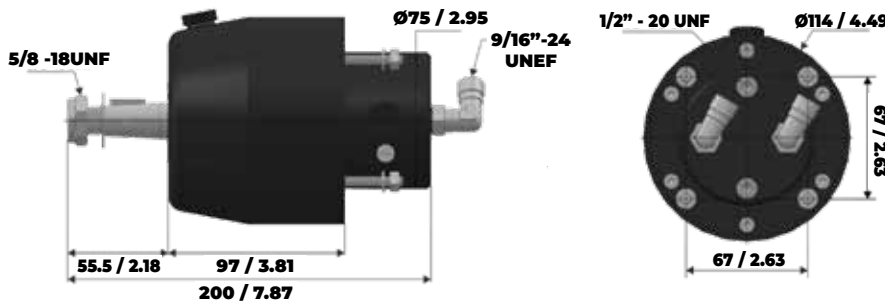
SK-HP1-EMP

Fits: All EMP Hydraulic Helms.

HELMS

- 7 piston design for smoother operation
- Ball bearing piston race
- Built-in lock valve to safeguard feedback from the rudder
- Integral Relief Valve to protect the steering system from excess pressure
- 3/4" standard tapered shaft
- Easily accessible lock valve seals and shaft seal for replacement
- All helms include a pair of 90° adjustable chrome plated brass elbow fittings
- The compensation ports are closed with a hex plug; These ports are used for 2nd station connections and autopilot returns, once the port plug is unscrewed
- Mounting hardware and template are provided with helms
- Helm mounting is designed in such a way that it is easily interchangeable with other brands

EMP PART #	DESCRIPTION
HP-27-EMP	Capacity: 27cc
UHP-33-EMP	Capacity: 33cc (High Speed Applications)



**Note:**  
Dimensions are length in mm / inches.

STEERING FLUID

92-92000

**Replaces:** Dometic HA5430H, Uflex Oil 15, Mercury 858078Q01

**Description:** 12 Quarts per case. Suitable for all EMP, Dometic, Uflex, and Mercury Hydraulic Steering Helms

**Features & Benefits:**

- Outstanding low-temperature properties
- Very high viscosity index for use in even arctic conditions
- Excellent wear protection for hydraulic helms and cylinders
- Resists deposit formation and viscosity increase due to oxidation.
- Protects against rust and corrosion
- Excellent foam resistance



**STEERLYTE POWER ASSISTED STEERING**

**STEERLYTE PLUS & PLUS 2**

- Completely mitigates steering wheel torque for effortless steering.
- 100% silent. Absolutely no noise from steering that provides peace of mind.
- No external or additional hoses & fluid tanks are required.
- Bleeds like a standard hydraulic steering system.
- Simple installation saves hours of labor.
- Upgrade current hydraulic steering systems to Steerlyte Plus by simply changing the helm, fully compatible with other brands of cylinders and hoses.

**Power Assist:**

- Substantially reduces the driver's effort.
- Easier to turn or maneuver the boat.
- Hybrid system known as Electro-Hydraulic.



**STEERLYTE PLUS:**

- With Cylinder (OC-350-EMP)



**STEERLYTE PLUS 2:**

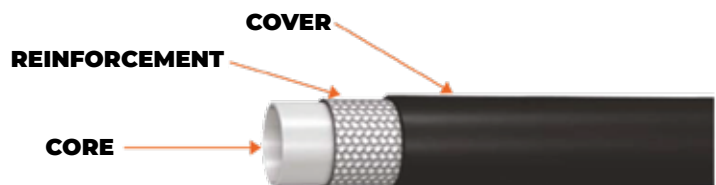
- Without Cylinder

**STEERING HOSE ASSEMBLY KITS**

EMP PART #	REPLACES DOMETIC	REPLACES UFLEX	DESCRIPTION	CABLE LENGTH
12-TPG-EMP	HO-5712	KITOB-12	Hose Assembly Kit - 2 Each	12'
14-TPG-EMP	HO-5714	KITOB-14	Hose Assembly Kit - 2 Each	14'
16-TPG-EMP	HO-5716	KITOB-16	Hose Assembly Kit - 2 Each	16'
18-TPG-EMP	HO-5718	KITOB-18	Hose Assembly Kit - 2 Each	18'
20-TPG-EMP	HO-5720	KITOB-20	Hose Assembly Kit - 2 Each	20'
22-TPG-EMP	HO-5722	KITOB-22	Hose Assembly Kit - 2 Each	22'
24-TPG-EMP	HO-5724	KITOB-24	Hose Assembly Kit - 2 Each	24'


- Lightweight - 2X lighter than equivalent wire braided rubber hoses.
- Long life - Highly abrasion and kink resistant.
- Multi-layered design reinforced for strength.
- Very low thermal expansion properties.
- Exceeds SAE and ABYC Specifications.
- Factory swagged nichol plated fittings.
- 1500 PSI Hose Kits for less than competitors 1000 PSI Hose Kits.

- **Working pressure:** 70 Bar / 1,500 psi.
- **Tube:** CoPolyester.
- **Reinforcement:** High-tensile polyester braid.
- **Cover:** Black marine grade urethane.
- **Hose ID:** 5/16".
- **Minimum Burst Pressure:** 6,000 psi.
- **Temperature:** -40° F to 212° F.
- **Minimum Bend Radius:** 2.60" (66mm).

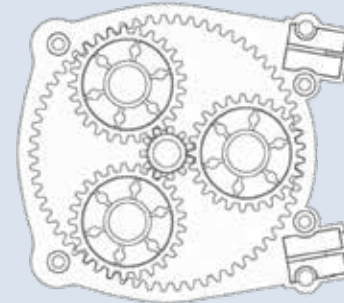


**PLANETARY GEAR DESIGN ROTARY HELM vs TRADITION ROTARY HELM**

Traditional Rotary Steering uses a gear reduction design. This design uses only two gears, one small gear meshes externally with the larger drum gear and moves the inner helical core of the Steering Cable. This design is a sturdy design but is not as compact. This creates restrictive use in boats with small Dashboard.



Planetary Gear Design uses three planetary gears meshed internally which rotate on their own axis and also around the central Helm axis. This design ensures uniform distribution of the torque ensuring longer life of the Steering System with higher efficiency and lower feedback.



**PLANETARY 150 STEERING SYSTEM KITS**

EMP PART #	REPLACES DOMETIC	REPLACES UFLEX	DESCRIPTION	CABLE LENGTH
MSI-11-EMP	SS13711	FOURTECH-11	Planetary 150 Steering System Kit	11'
MSI-12-EMP	SS13712	FOURTECH-12	Planetary 150 Steering System Kit	12'
MSI-13-EMP	SS13713	FOURTECH-13	Planetary 150 Steering System Kit	13'
MSI-14-EMP	SS13714	FOURTECH-14	Planetary 150 Steering System Kit	14'
MSI-15-EMP	SS13715	FOURTECH-15	Planetary 150 Steering System Kit	15'
MSI-16-EMP	SS13716	FOURTECH-16	Planetary 150 Steering System Kit	16'
MSI-18-EMP	SS13718	FOURTECH-18	Planetary 150 Steering System Kit	18'
MSI-20-EMP	SS13720	FOURTECH-20	Planetary 150 Steering System Kit	20'

This system includes the following items:

**Note:** The steering wheel is not included in the kits.

Model	Description	Quantity
H1-EMP	Planetary 150 Steering Helm	1
SC-16-XX-EMP	Steering Cable Easy Connect	1
B1B-EMP	Bezel Kit with Black Cup (Hardware Included)	1

- Number of wheel turns:** 4 (approximately)
- Maximum steering wheel diameter:** 16" (400mm)
- Helm shaft length:** 5" (125mm)
- Steering cable maximum travel:** 9" (230mm)
- Steering cable minimum bend radius:** 8" (200mm)
- Maximum working load at tiller end:** 5000 N (500kg)
- Rating:** Up to 150 HP




**PLANETARY 150 STEERING HELM**

**H1-EMP**

**Replaces:** Dometic SH5094-1P, Uflex T71FC

**Description:** Standard Rotary Helm. Rated for up to 150 HP applications. Four optional and adjustable mounting positions for easier steering cable routing. Standard 3/4" tapered shaft, galvanized steel. Helm cover: High pressure die cast aluminium alloy with highly anti-corrosive black powder coating. Gear, high pressure and grounded die cast zinc alloy.

**Note:** Dimensions are length in mm / inches.



## STICK STEERING SYSTEM KITS

EMP PART #	REPLACES EZY-GLIDE	DESCRIPTION	CABLE LENGTH
MS7-11-EMP	870-1100	Stick Steering System	11'
MS7-12-EMP	870-1200	Stick Steering System	12'
MS7-13-EMP	870-1300	Stick Steering System	13'
MS7-14-EMP	870-1400	Stick Steering System	14'
MS7-15-EMP	870-1500	Stick Steering System	15'



- A Classic Stick Steering System commonly used in fishing boats to maximize usable space by eliminating the need for a helm.
- This EMP system has a maximum horsepower rating of 70HP / 90HP Jet and features a quicker turning ratio for faster response and a shorter travel distance from lock to lock.
- Uses standard rotary steering cable for service replacement.

## BEZEL KIT

## MECHANICAL

### STANDARD ROTARY HELM BEZEL KIT

#### B1B-EMP

**Replaces:** Dometic SB27484P, Uflex X34

**Description:** High quality anti-breaking engineering plastic bezel. Includes all hardware to mount steering helm. Interchangeable with other brands. 90° mounting bezel available in black. Works with H1-EMP helm.



## HELM WITH TILT MECHANISM & STEERING WHEEL

## MECHANICAL

### TILT MECHANISM

#### TM1-EMP



**Replaces:** Dometic SH91800P, Uflex X52 / X70

**Description:** Tilt range from 0° to 48° with five locking positions. Made of high quality corrosion resistant material. Light weight and robust design. Built-in lock valve and over-pressure valve. Stainless steel AISI 316L shaft.

### STANDARD ROTARY TILT

#### TH1-EMP



**Replaces:** Dometic SHT91523-1P, Uflex T81FC

**Description:** TM1 Tilt Not Included. Tilt range from 0° to 48° with five locking positions. Made of high quality corrosion resistant material. Light weight and robust design. Built-in lock valve and over-pressure valve. Stainless steel AISI 316L shaft.

## STEERING WHEEL

### SW-100-EMP

**Fits:** Marine helms with ABYC standard 3/4" tapered steering shaft using anti-vibratory lock nuts.

**Description:** 3.5" Steering Wheel. Black PVC rim for a comfortable grip and attractive flush center cover.



SW-100-EMP

TM1-EMP

TH1-EMP

## EDGE EASY CONNECT STEERING CABLES

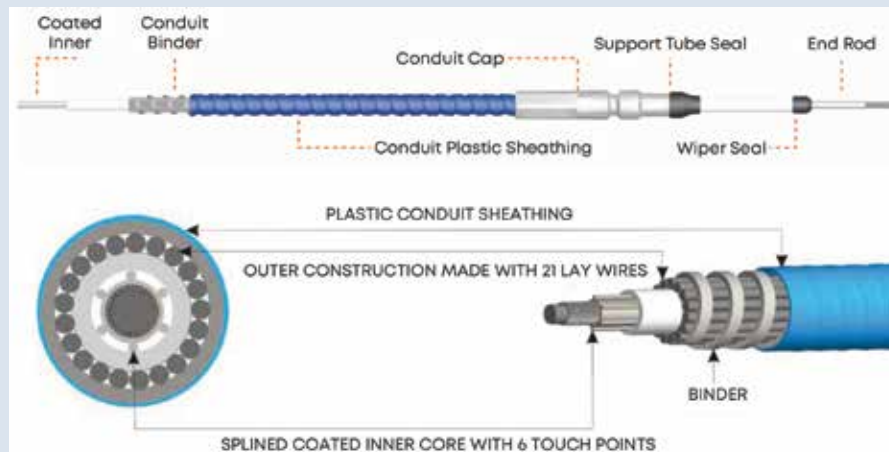
EMP PART #	REPLACES DOMETIC	REPLACES UFLEX	DESCRIPTION	CABLE LENGTH
ESC-16-10-EMP	SSC6210	M90X10	Edge Easy Connect Cable	10'
ESC-16-11-EMP	SSC6211	M90X11	Edge Easy Connect Cable	11'
ESC-16-12-EMP	SSC6212	M90X12	Edge Easy Connect Cable	12'
ESC-16-13-EMP	SSC6213	M90X13	Edge Easy Connect Cable	13'
ESC-16-14-EMP	SSC6214	M90X14	Edge Easy Connect Cable	14'
ESC-16-15-EMP	SSC6215	M90X15	Edge Easy Connect Cable	15'
ESC-16-16-EMP	SSC6216	M90X16	Edge Easy Connect Cable	16'
ESC-16-18-EMP	SSC6218	M90X18	Edge Easy Connect Cable	18'
ESC-16-20-EMP	SSC6220	M90X20	Edge Easy Connect Cable	20'
ESC-16-22-EMP	SSC6222	M90X22	Edge Easy Connect Cable	22'



- High quality weather and abrasion resistant outer conduit.
- Internally lubricated helical Inner for frictionless movement.
- Works with H1 helms and most competitive rotary steering helms.
- Stainless steel output end fittings.
- Exceeds ISO 9975 Standards. Serial No. with manufacturing month and year is marked on the cable for quality control.
- Minimum steering cable bend radius: 7.9" (200mm).
- Stroke of cable: 9" (230mm).

## EDGE SERIES ENGINE CONTROL CABLES

## EDGE ENGINE CONTROL CABLE CONSTRUCTION



- Special Edge Conduit - Unique design of conduit provides structural integrity and a tighter minimum bend radius.
- Improved Efficiency - Edge cables provide significantly greater efficiency due to our low-friction materials and construction.
- Minimal Backlash - Edge cables are built with the optimum gap between inner core and conduit, resulting in significantly less backlash.
- Low Friction Wiper Seal - EMP wiper seals are made from a polyurethane and impregnated with lifetime lubricant to minimize friction and extend service life.
- Cable Bend Radius - Edge cables have a minimum bend radius of 4 inches. However, we recommend keeping the bend radius as large as possible and the degree of bend to a minimum for optimal performance. Low friction wiper seal and the above features translates into improved efficiency with reduced operator effort when Edge cables are used.

See following pages for application information.

EDGE SERIES ENGINE CONTROL CABLES

3300 ENGINE CONTROL CABLES

EMP PART #	REPLACES DOMETIC	REPLACES UFLEX	DESCRIPTION	CABLE LENGTH
EEC-133-08-EMP	CCX63308	MACH0X08	Universal 3300	8'
EEC-133-09-EMP	CCX63309	MACH0X09	Universal 3300	9'
EEC-133-10-EMP	CCX63310	MACH0X10	Universal 3300	10'
EEC-133-11-EMP	CCX63311	MACH0X11	Universal 3300	11'
EEC-133-12-EMP	CCX63312	MACH0X12	Universal 3300	12'
EEC-133-13-EMP	CCX63313	MACH0X13	Universal 3300	13'
EEC-133-14-EMP	CCX63314	MACH0X14	Universal 3300	14'
EEC-133-15-EMP	CCX63315	MACH0X15	Universal 3300	15'
EEC-133-16-EMP	CCX63316	MACH0X16	Universal 3300	16'
EEC-133-17-EMP	CCX63317	MACH0X17	Universal 3300	17'
EEC-133-18-EMP	CCX63318	MACH0X18	Universal 3300	18'
EEC-133-20-EMP	CCX63320	MACH0X20	Universal 3300	20'
EEC-133-22-EMP	CCX63322	MACH0X22	Universal 3300	22'
EEC-133-24-EMP	CCX63324	MACH0X24	Universal 3300	24'
EEC-133-26-EMP	CCX63326	MACH0X26	Universal 3300	26'
EEC-133-28-EMP	CCX63328	MACH0X28	Universal 3300	28'
EEC-133-30-EMP	CCX63330	MACH0X30	Universal 3300	30'

- **Application:** Outboard, inboard and sterndrive with relevant accessories.
- **Travel:** 3.54" (90mm).
- **Conduit:** .33" (8.4mm).
- **Inner:** .07" (1.9mm). SS-Solid Wire.
- **End thread:** 10-32 UNF.



ENGINE CONTROL CABLES

EMP PART #	REPLACES DOMETIC	REPLACES UFLEX	DESCRIPTION	CABLE LENGTH
EEC-014-10-EMP	CCX20510	MACH14X10	BRP - Post 1979	10'
EEC-014-11-EMP	CCX20511	MACH14X11	BRP - Post 1979	11'
EEC-014-12-EMP	CCX20512	MACH14X12	BRP - Post 1979	12'
EEC-014-13-EMP	CCX20513	MACH14X13	BRP - Post 1979	13'
EEC-014-14-EMP	CCX20514	MACH14X14	BRP - Post 1979	14'
EEC-014-15-EMP	CCX20515	MACH14X15	BRP - Post 1979	15'
EEC-014-16-EMP	CCX20516	MACH14X16	BRP - Post 1979	16'
EEC-014-17-EMP	CCX20517	MACH14X17	BRP - Post 1979	17'
EEC-014-18-EMP	CCX20518	MACH14X18	BRP - Post 1979	18'
EEC-014-20-EMP	CCX20520	MACH14X20	BRP - Post 1979	20'



- **Application:** BRP, Evinrude, OMC Engines manufactured post 1979.
- **Travel:** 3.14" (80mm).
- **Conduit:** .28" (7mm).
- **Inner:** .07" (1.9mm). SS-Solid Wire.



ENGINE CONTROL CABLES

EMP PART #	REPLACES DOMETIC	REPLACES UFLEX	DESCRIPTION	CABLE LENGTH
EEC-036-10-EMP	CCX18910	MACH36X10	Merc Gen II Series	10'
EEC-036-11-EMP	CCX18911	MACH36X11	Merc Gen II Series	11'
EEC-036-12-EMP	CCX18912	MACH36X12	Merc Gen II Series	12'
EEC-036-13-EMP	CCX18913	MACH36X13	Merc Gen II Series	13'
EEC-036-14-EMP	CCX18914	MACH36X14	Merc Gen II Series	14'
EEC-036-15-EMP	CCX18915	MACH36X15	Merc Gen II Series	15'
EEC-036-16-EMP	CCX18916	MACH36X16	Merc Gen II Series	16'
EEC-036-17-EMP	CCX18917	MACH36X17	Merc Gen II Series	17'
EEC-036-18-EMP	CCX18918	MACH36X18	Merc Gen II Series	18'
EEC-036-20-EMP	CCX18920	MACH36X20	Merc Gen II Series	20'
EEC-036-22-EMP	CCX18922	MACH36X22	Merc Gen II Series	22'
EEC-036-24-EMP	CCX18924	MACH36X24	Merc Gen II Series	24'



- **Application:** Mercury and Mercruiser Engines, Mercury Generation II Series Controls (2003 & Newer).
- **Travel:** 3.14" (80mm).
- **Conduit:** .28" (7mm).
- **Inner:** .07" (1.9mm). SS-Solid Wire.

ENGINE CONTROL CABLES

EMP PART #	REPLACES DOMETIC	REPLACES UFLEX	DESCRIPTION	CABLE LENGTH
EEC-005-10-EMP	CCX17910	MACH05X10	Merc Standard	10'
EEC-005-11-EMP	CCX17911	MACH05X11	Merc Standard	11'
EEC-005-12-EMP	CCX17912	MACH05X12	Merc Standard	12'
EEC-005-13-EMP	CCX17913	MACH05X13	Merc Standard	13'
EEC-005-14-EMP	CCX17914	MACH05X14	Merc Standard	14'
EEC-005-15-EMP	CCX17915	MACH05X15	Merc Standard	15'
EEC-005-16-EMP	CCX17916	MACH05X16	Merc Standard	16'
EEC-005-17-EMP	CCX17917	MACH05X17	Merc Standard	17'
EEC-005-18-EMP	CCX17918	MACH05X18	Merc Standard	18'
EEC-005-20-EMP	CCX17920	MACH05X20	Merc Standard	20'
EEC-005-22-EMP	CCX17922	MACH05X22	Merc Standard	22'
EEC-005-24-EMP	CCX17924	MACH05X24	Merc Standard	24'



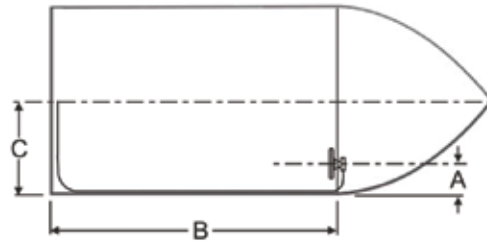
- **Application:** Mercury and Mercruiser Engines. (2002 & Older).
- **Travel:** 3.82" (97mm).
- **Conduit:** .28" (7mm).
- **Inner:** .07" (1.9mm). SS-Solid Wire.

## HOW TO MEASURE A NEW STEERING CABLE

Once you have selected the steering system, it is now required to measure the length of the required steering cable. Each boat has a specific requirement of cable length which depends on the length of the boat and the routing of the cable.

### THE REQUIRED STEERING CABLE LENGTH SHOULD BE MEASURED AS BELOW

- Measure the dimensions: A, B and C in centimeters.
- Ascertain how many 90° bends does the cable have in the routing.
- Ascertain whether the cable installation is:
  - Through Engine Tilt Tube
  - Transom Support
  - Splashwell Mounting



### USE THE FOLLOWING METHOD FOR CALCULATING THE STEERING CABLE LENGTH

1. For installation through Engine Tilt Tube: (Diagram 1).

- Add dimensions A + B + C.
- Subtract 10 cm from the above total for each 90° bend in the cable routing.
- Add 30.5 cm to the above figure you have the required length of the steering cable in centimeter. If you wish to order in feet, divide the above by 30.5 and round the figure to next foot.

#### Example:

If A = 100 cm, B = 200 cm, C = 60 cm. Assume there are two 90° bends in the routing. The length of the required cable shall be:  $100 + 200 + 60 = 360$ . Subtract 20 cms on account of two 90° bends  $360 - 20 = 340$ . Add 30.5 on account of Tilt Tube installation  $340 + 30.5 = 370.50$  cm. For cable length in feet:  $370.5 / 30.5 = 12.14$  Round off = 13 feet.

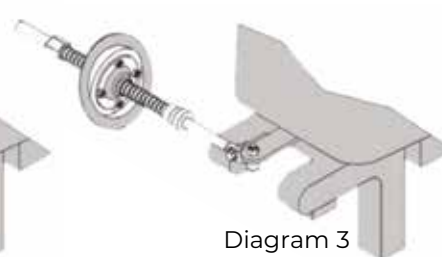
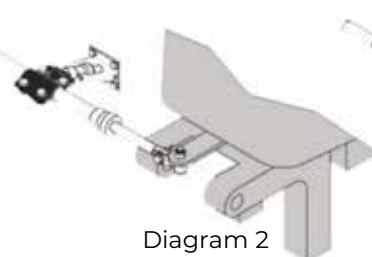
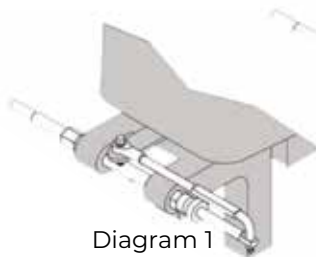
2. For Transom Support and Splashwell Mounting installation: (Diagram 2 & 3).

- Add dimensions A + B + C
- Subtract 10 cm from the above total for each 90° bend in the cable routing. You have the required length of the steering cable in centimeter. If you wish to order in feet, divide the above by 30.5 and round the figure to next foot.

#### Example:

If A = 100 cm, B = 200 cm, C = 60 cm. Assume there are two 90° bends in the routing. The length of the required cable shall be:  $100 + 200 + 60 = 360$ . Subtract 20 cms on account of two 90° bends  $360 - 20 = 340$  cm. For cable length in feet:  $340 / 30.5 = 11.14$  Round off = 12 feet.

**Note:** It is advised to consult a qualified technician while selecting, installing or servicing the steering system on your boat.



### HOW TO MEASURE ENGINE CONTROL CABLE FOR NEW INSTALLATION

- Measure length A + B in feet. This is the distance from the control head to the clutch or throttle connection.
- Ensure that the path is straight line and has no obstructions along the routing.
- Round off the total A + B to the next whole feet which is the cable length.

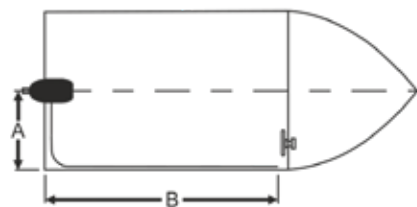
**Note:** For outboard engine installations add 3' to the obtained length to allow engine movements.

#### For Replacement Cable:

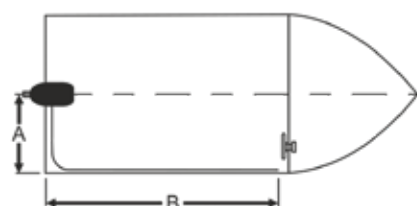
- Measure the length of the cable from end to end in feet.
- Round off the length to the next whole feet.

**Note:** For engine cable installation the recommended minimum bend radius is approximate 8" (200 mm).

**Outboard: A + B + 3' (90 cm) = L**



**Inboard/Stern Drive: A + B = L**



BRP/EVINRUDE/JOHNSON	EMP PART #	DESCRIPTION
0770818	B1B-EMP	90° Bezel - Black
0776842	EEC-005-11-EMP	Edge Merc Standard - 11'
0776843	EEC-005-12-EMP	Edge Merc Standard - 12'
0776845	EEC-005-14-EMP	Edge Merc Standard - 14'
0776846	EEC-005-15-EMP	Edge Merc Standard - 15'
0776847	EEC-005-16-EMP	Edge Merc Standard - 16'
0776849	EEC-005-18-EMP	Edge Merc Standard - 18'
0776851	EEC-005-20-EMP	Edge Merc Standard - 20'
0776852	EEC-005-22-EMP	Edge Merc Standard - 22'
0173111	EEC-014-10-EMP	BRP Post Control Cable 1979 - 10'
0173112	EEC-014-11-EMP	BRP Post Control Cable 1979 - 11'
0173113	EEC-014-12-EMP	BRP Post Control Cable 1979 - 12'
0173114	EEC-014-13-EMP	BRP Post Control Cable 1979 - 13'
0173115, 0764115	EEC-014-14-EMP	BRP Post Control Cable 1979 - 14'
0173116, 0764116	EEC-014-15-EMP	BRP Post Control Cable 1979 - 15'
0173117, 0764117	EEC-014-16-EMP	BRP Post Control Cable 1979 - 16'
0173118, 0764118	EEC-014-17-EMP	BRP Post Control Cable 1979 - 17'
0173120, 0764120	EEC-014-18-EMP	BRP Post Control Cable 1979 - 18'
0770839	ESC-16-10-EMP	Edge Easy Connect Steering Cable - 10'
0770823	H1-EMP	Standard Rotary Helm
0770840	MS1-11-EMP	Planetary 150 - Packaged Steering System - 11'
0770841	MS1-12-EMP	Planetary 150 - Packaged Steering System - 12'
0770842	MS1-13-EMP	Planetary 150 - Packaged Steering System - 13'
0770843	MS1-14-EMP	Planetary 150 - Packaged Steering System - 14'
0770844	MS1-15-EMP	Planetary 150 - Packaged Steering System - 15'
0770845	MS1-16-EMP	Planetary 150 - Packaged Steering System - 16'
0770847	MS1-18-EMP	Planetary 150 - Packaged Steering System - 18'
0770849	MS1-20-EMP	Planetary 150 - Packaged Steering System - 20'

## COMPETITIVE INTERCHANGE

HONDA	EMP PART #	DESCRIPTION
24908-ZY3-7100	EEC-133-08-EMP	Edge 3300 Control Cable - 8'
24909-ZY3-7100	EEC-133-09-EMP	Edge 3300 Control Cable - 9'
24910-ZY3-7100	EEC-133-10-EMP	Edge 3300 Control Cable - 10'
24910-ZW1-004XT	EEC-133-10-EMP	Edge 3300 Control Cable - 10'
24910-ZY3-003	EEC-133-10-EMP	Edge 3300 Control Cable - 10'
24911-ZY3-7100	EEC-133-11-EMP	Edge 3300 Control Cable - 11'
24911-ZW1-004XT	EEC-133-11-EMP	Edge 3300 Control Cable - 11'
24911-ZY3-003	EEC-133-11-EMP	Edge 3300 Control Cable - 11'
24912-ZY3-7100	EEC-133-12-EMP	Edge 3300 Control Cable - 12'
24912-ZW1-004XT	EEC-133-12-EMP	Edge 3300 Control Cable - 12'
24912-ZY3-003	EEC-133-12-EMP	Edge 3300 Control Cable - 12'
24913-ZY3-7100	EEC-133-13-EMP	Edge 3300 Control Cable - 13'
24913-ZW1-004XT	EEC-133-13-EMP	Edge 3300 Control Cable - 13'
24913-ZY3-003	EEC-133-13-EMP	Edge 3300 Control Cable - 13'
24914-ZY3-7100	EEC-133-14-EMP	Edge 3300 Control Cable - 14'
24914-ZW1-004XT	EEC-133-14-EMP	Edge 3300 Control Cable - 14'
24914-ZY3-003	EEC-133-14-EMP	Edge 3300 Control Cable - 14'
24915-ZY3-7100	EEC-133-15-EMP	Edge 3300 Control Cable - 15'
24915-ZW1-004XT	EEC-133-15-EMP	Edge 3300 Control Cable - 15'
24915-ZY3-003	EEC-133-15-EMP	Edge 3300 Control Cable - 15'
24916-ZY3-7100	EEC-133-16-EMP	Edge 3300 Control Cable - 16'
24916-ZW1-004XT	EEC-133-16-EMP	Edge 3300 Control Cable - 16'
24917-ZY3-7100	EEC-133-17-EMP	Edge 3300 Control Cable - 17'
24917-ZW1-004XT	EEC-133-17-EMP	Edge 3300 Control Cable - 17'
24917-ZY3-003	EEC-133-17-EMP	Edge 3300 Control Cable - 17'
24918-ZY3-7100	EEC-133-18-EMP	Edge 3300 Control Cable - 18'
24918-ZW1-004XT	EEC-133-18-EMP	Edge 3300 Control Cable - 18'
24920-ZY3-7100	EEC-133-20-EMP	Edge 3300 Control Cable - 20'
24920-ZW1-004XT	EEC-133-20-EMP	Edge 3300 Control Cable - 20'
24922-ZY3-7100	EEC-133-22-EMP	Edge 3300 Control Cable - 22'
24922-ZW1-004XT	EEC-133-22-EMP	Edge 3300 Control Cable - 22'
24924-ZY3-7100	EEC-133-24-EMP	Edge 3300 Control Cable - 24'
24924-ZW1-004XT	EEC-133-24-EMP	Edge 3300 Control Cable - 24'
24926-ZY3-7100	EEC-133-26-EMP	Edge 3300 Control Cable - 26'
24926-ZW1-004XT	EEC-133-26-EMP	Edge 3300 Control Cable - 26'
24926-ZY3-003	EEC-133-26-EMP	Edge 3300 Control Cable - 26'
24928-ZY3-7100	EEC-133-28-EMP	Edge 3300 Control Cable - 28'
24928-ZW1-004XT	EEC-133-28-EMP	Edge 3300 Control Cable - 28'
24930-ZY3-7100	EEC-133-30-EMP	Edge 3300 Control Cable - 30'
24930-ZW1-004XT	EEC-133-30-EMP	Edge 3300 Control Cable - 30'

MERCURY	EMP PART #	DESCRIPTION
8M0053482	12-TPG-EMP	Hose Assembly Kit: 2 each 12'
8M0053483	14-TPG-EMP	Hose Assembly Kit: 2 each 14'
8M0053484	16-TPG-EMP	Hose Assembly Kit: 2 each 16'
8M0053485	18-TPG-EMP	Hose Assembly Kit: 2 each 18'
8M0053486	20-TPG-EMP	Hose Assembly Kit: 2 each 20'
8M0053487	22-TPG-EMP	Hose Assembly Kit: 2 each 22'
8M0053488	24-TPG-EMP	Hose Assembly Kit: 2 each 24'
64-826465	BIB-EMP	90° Bezel - Black
897977A10, 8M0082483	EEC-005-10-EMP	Edge Merc Standard 10'
897977A11, 8M0082484	EEC-005-11-EMP	Edge Merc Standard 11'
897977A12, 8M0082485	EEC-005-12-EMP	Edge Merc Standard 12'
897977A13, 8M0082486	EEC-005-13-EMP	Edge Merc Standard 13'
897977A14, 8M0082487	EEC-005-14-EMP	Edge Merc Standard 14'
897977A15, 8M0082488	EEC-005-15-EMP	Edge Merc Standard 15'
897977A16, 8M0082489	EEC-005-16-EMP	Edge Merc Standard 16'
897977A17, 8M008249	EEC-005-17-EMP	Edge Merc Standard 17'
897977A18, 8M0082491	EEC-005-18-EMP	Edge Merc Standard 18'
897977A20, 8M0082493	EEC-005-20-EMP	Edge Merc Standard 20'
897977A22, 8M0082495	EEC-005-22-EMP	Edge Merc Standard 22'
897977A24, 8M00824947	EEC-005-24-EMP	Edge Merc Standard 24
897978A10, 8M0082533	EEC-036-10-EMP	Edge Merc GEN II - 10'
897978A11, 8M0082534	EEC-036-11-EMP	Edge Merc GEN II - 11'
897978A12, 8M0082535	EEC-036-12-EMP	Edge Merc GEN II - 12'
897978A13, 8M0082536	EEC-036-13-EMP	Edge Merc GEN II - 13'
897978A14, 8M0082537	EEC-036-14-EMP	Edge Merc GEN II - 14'
897978A15, 8M0082538	EEC-036-15-EMP	Edge Merc GEN II - 15'
897978A16, 8M0082539	EEC-036-16-EMP	Edge Merc GEN II - 16'
897978A17, 8M0082540	EEC-036-17-EMP	Edge Merc GEN II - 17'
897978A18, 8M0082541	EEC-036-18-EMP	Edge Merc GEN II - 18'
897978A20, 8M0082543	EEC-036-20-EMP	Edge Merc GEN II - 20'
897978A22, 8M0082545	EEC-036-22-EMP	Edge Merc GEN II - 22'
897978A24, 8M0082547	EEC-036-24-EMP	Edge Merc GEN II - 24'
897979A08	EEC-133-08-EMP	Edge 3300 Control Cable - 8'
897979A09	EEC-133-09-EMP	Edge 3300 Control Cable - 9'
897979A10	EEC-133-10-EMP	Edge 3300 Control Cable - 10'
897979A11	EEC-133-11-EMP	Edge 3300 Control Cable - 11'
897979A12	EEC-133-12-EMP	Edge 3300 Control Cable - 12'
897979A13	EEC-133-13-EMP	Edge 3300 Control Cable - 13'
897979A14	EEC-133-14-EMP	Edge 3300 Control Cable - 14'
897979A15	EEC-133-15-EMP	Edge 3300 Control Cable - 15'
897979A16	EEC-133-16-EMP	Edge 3300 Control Cable - 16'
897979A17	EEC-133-17-EMP	Edge 3300 Control Cable - 17'
897979A18	EEC-133-18-EMP	Edge 3300 Control Cable - 18'
897979A20	EEC-133-20-EMP	Edge 3300 Control Cable - 20'
897979A22	EEC-133-22-EMP	Edge 3300 Control Cable - 22'

# COMPETITIVE INTERCHANGE

MERCURY

MERCURY	EMP PART #	DESCRIPTION
897979A24	EEC-133-24-EMP	Edge 3300 Control Cable - 24'
897979A26	EEC-133-26-EMP	Edge 3300 Control Cable - 26'
897979A28	EEC-133-28-EMP	Edge 3300 Control Cable - 28'
897979A30	EEC-133-30-EMP	Edge 3300 Control Cable - 30'
64-851621A10	ESC-16-10-EMP	Edge Easy Connect Steering Cable - 10'
64-826476A11	ESC-16-11-EMP	Edge Easy Connect Steering Cable - 11'
64-826476A12	ESC-16-12-EMP	Edge Easy Connect Steering Cable - 12'
64-826476A13	ESC-16-13-EMP	Edge Easy Connect Steering Cable - 13'
64-826476A14	ESC-16-14-EMP	Edge Easy Connect Steering Cable - 14'
64-826476A15	ESC-16-15-EMP	Edge Easy Connect Steering Cable - 15'
64-826476A16	ESC-16-16-EMP	Edge Easy Connect Steering Cable - 16'
64-851621A16	ESC-16-16-EMP	Edge Easy Connect Steering Cable - 16'
64-826476A18	ESC-16-18-EMP	Edge Easy Connect Steering Cable - 18'
64-851621A18	ESC-16-18-EMP	Edge Easy Connect Steering Cable - 18'
64-826476A20	ESC-16-20-EMP	Edge Easy Connect Steering Cable - 20'
64-851621A20	ESC-16-20-EMP	Edge Easy Connect Steering Cable - 20'
64-851621A22	ESC-16-22-EMP	Edge Easy Connect Steering Cable - 22'
64-826472A1	H1-EMP	Standard Rotary Helm
64-826472A11	MSI-11-EMP	Planetary 150 - Packaged Steering System - 11'
64-826472A12	MSI-12-EMP	Planetary 150 - Packaged Steering System - 12'
64-826472A13	MSI-13-EMP	Planetary 150 - Packaged Steering System - 13'
64-826472A14	MSI-14-EMP	Planetary 150 - Packaged Steering System - 14'
64-826472A15	MSI-15-EMP	Planetary 150 - Packaged Steering System - 15'
64-826472A16	MSI-16-EMP	Planetary 150 - Packaged Steering System - 16'
64-826472A18	MSI-18-EMP	Planetary 150 - Packaged Steering System - 18'
64-826472A20	MSI-20-EMP	Planetary 150 - Packaged Steering System - 20'
8M0050097	OC-350-EMP	Front Mount Outboard Cylinder - Up to 350 HP

SUZUKI

SUZUKI	EMP PART #	DESCRIPTION
990C0-11002-008	EEC-133-08-EMP	Edge 3300 Control Cable - 8'
990C0-11002-009	EEC-133-09-EMP	Edge 3300 Control Cable - 9'
990C0-11002-010	EEC-133-10-EMP	Edge 3300 Control Cable - 10'
990C0-11002-011	EEC-133-11-EMP	Edge 3300 Control Cable - 11'
990C0-11002-012	EEC-133-12-EMP	Edge 3300 Control Cable - 12'
990C0-11002-013	EEC-133-13-EMP	Edge 3300 Control Cable - 13'
990C0-11002-014	EEC-133-14-EMP	Edge 3300 Control Cable - 14'
990C0-11002-015	EEC-133-15-EMP	Edge 3300 Control Cable - 15'
990C0-11002-016	EEC-133-16-EMP	Edge 3300 Control Cable - 16'
990C0-11002-017	EEC-133-17-EMP	Edge 3300 Control Cable - 17'
990C0-11002-018	EEC-133-18-EMP	Edge 3300 Control Cable - 18'
990C0-11002-020	EEC-133-20-EMP	Edge 3300 Control Cable - 20'
990C0-11002-022	EEC-133-22-EMP	Edge 3300 Control Cable - 22'
990C0-11002-024	EEC-133-24-EMP	Edge 3300 Control Cable - 24'
990C0-11002-026	EEC-133-26-EMP	Edge 3300 Control Cable - 26'
990C0-11002-028	EEC-133-28-EMP	Edge 3300 Control Cable - 28'
990C0-11002-030	EEC-133-30-EMP	Edge 3300 Control Cable - 30'



DOMETIC/SEASTAR	EMP PART #	DESCRIPTION
HO-5712	12-TPG-EMP	Hose Assembly Kit: 2 each 12'
HO-5714	14-TPG-EMP	Hose Assembly Kit: 2 each 14'
HO-5716	16-TPG-EMP	Hose Assembly Kit: 2 each 16'
HO-5718	18-TPG-EMP	Hose Assembly Kit: 2 each 18'
HO-5720	20-TPG-EMP	Hose Assembly Kit: 2 each 20'
HO-5722	22-TPG-EMP	Hose Assembly Kit: 2 each 22'
HO-5724	24-TPG-EMP	Hose Assembly Kit: 2 each 24'
SB27484P	B1B-EMP	90° Bezel - Black
CCX17910	EEC-005-10-EMP	Edge Merc Standard 10'
CCX17911	EEC-005-11-EMP	Edge Merc Standard 11'
CCX17912	EEC-005-12-EMP	Edge Merc Standard 12'
CCX17913	EEC-005-13-EMP	Edge Merc Standard 13'
CCX17914	EEC-005-14-EMP	Edge Merc Standard 14'
CCX17915	EEC-005-15-EMP	Edge Merc Standard 15'
CCX17916	EEC-005-16-EMP	Edge Merc Standard 16'
CCX17917	EEC-005-17-EMP	Edge Merc Standard 17'
CCX17918	EEC-005-18-EMP	Edge Merc Standard 18'
CCX17920	EEC-005-20-EMP	Edge Merc Standard 20'
CCX17922	EEC-005-22-EMP	Edge Merc Standard 22'
CCX17924	EEC-005-24-EMP	Edge Merc Standard 24'
CCX20510	EEC-014-10-EMP	BRP Post Control Cable 1979 - 10'
CCX20511	EEC-014-11-EMP	BRP Post Control Cable 1979 - 11'
CCX20512	EEC-014-12-EMP	BRP Post Control Cable 1979 - 12'
CCX20513	EEC-014-13-EMP	BRP Post Control Cable 1979 - 13'
CCX20514	EEC-014-14-EMP	BRP Post Control Cable 1979 - 14'
CCX20515	EEC-014-15-EMP	BRP Post Control Cable 1979 - 15'
CCX20516	EEC-014-16-EMP	BRP Post Control Cable 1979 - 16'
CCX20517	EEC-014-17-EMP	BRP Post Control Cable 1979 - 17'
CCX20518	EEC-014-18-EMP	BRP Post Control Cable 1979 - 18'
CCX20520	EEC-014-20-EMP	BRP Post Control Cable 1979 - 20'
CCX18910	EEC-036-10-EMP	Edge Merc GEN II - 10'
CCX18911	EEC-036-11-EMP	Edge Merc GEN II - 11'
CCX18912	EEC-036-12-EMP	Edge Merc GEN II - 12'
CCX18913	EEC-036-13-EMP	Edge Merc GEN II - 13'
CCX18914	EEC-036-14-EMP	Edge Merc GEN II - 14'
CCX18915	EEC-036-15-EMP	Edge Merc GEN II - 15'
CCX18916	EEC-036-16-EMP	Edge Merc GEN II - 16'
CCX18917	EEC-036-17-EMP	Edge Merc GEN II - 17'
CCX18918	EEC-036-18-EMP	Edge Merc GEN II - 18'
CCX18920	EEC-036-20-EMP	Edge Merc GEN II - 20'
CCX18922	EEC-036-22-EMP	Edge Merc GEN II - 22'
CCX18924	EEC-036-24-EMP	Edge Merc GEN II - 24'
CCX63308	EEC-133-08-EMP	Edge 3300 Control Cable - 8'
CCX63309	EEC-133-09-EMP	Edge 3300 Control Cable - 9'
CCX63310	EEC-133-10-EMP	Edge 3300 Control Cable - 10'

## COMPETITIVE INTERCHANGE

DOMETIC/SEASTAR	EMP PART #	DESCRIPTION
CCX63311	EEC-133-11-EMP	Edge 3300 Control Cable - 11'
CCX63312	EEC-133-12-EMP	Edge 3300 Control Cable - 12'
CCX63313	EEC-133-13-EMP	Edge 3300 Control Cable - 13'
CCX63314	EEC-133-14-EMP	Edge 3300 Control Cable - 14'
CCX63315	EEC-133-15-EMP	Edge 3300 Control Cable - 15'
CCX63316	EEC-133-16-EMP	Edge 3300 Control Cable - 16'
CCX63317	EEC-133-17-EMP	Edge 3300 Control Cable - 17'
CCX63318	EEC-133-18-EMP	Edge 3300 Control Cable - 18'
CCX63320	EEC-133-20-EMP	Edge 3300 Control Cable - 20'
CCX63322	EEC-133-22-EMP	Edge 3300 Control Cable - 22'
CCX63324	EEC-133-24-EMP	Edge 3300 Control Cable - 24'
CCX63326	EEC-133-26-EMP	Edge 3300 Control Cable - 26'
CCX63328	EEC-133-28-EMP	Edge 3300 Control Cable - 28'
CCX63330	EEC-133-30-EMP	Edge 3300 Control Cable - 30'
SSC6210	ESC-16-10-EMP	Edge Easy Connect Steering Cable - 10'
SSC6211	ESC-16-11-EMP	Edge Easy Connect Steering Cable - 11'
SSC6212	ESC-16-12-EMP	Edge Easy Connect Steering Cable - 12'
SSC6213	ESC-16-13-EMP	Edge Easy Connect Steering Cable - 13'
SSC6214	ESC-16-14-EMP	Edge Easy Connect Steering Cable - 14'
SSC6215	ESC-16-15-EMP	Edge Easy Connect Steering Cable - 15'
SSC6216	ESC-16-16-EMP	Edge Easy Connect Steering Cable - 16'
SSC6218	ESC-16-18-EMP	Edge Easy Connect Steering Cable - 18'
SSC6220	ESC-16-20-EMP	Edge Easy Connect Steering Cable - 20'
SSC6222	ESC-16-22-EMP	Edge Easy Connect Steering Cable - 22'
SH5094-1P	H1-EMP	Standard Rotary Helm
SSI3711	MS1-11-EMP	Planetary 150 - Packaged Steering System - 11'
SSI3712	MS1-12-EMP	Planetary 150 - Packaged Steering System - 12'
SSI3713	MS1-13-EMP	Planetary 150 - Packaged Steering System - 13'
SSI3714	MS1-14-EMP	Planetary 150 - Packaged Steering System - 14'
SSI3715	MS1-15-EMP	Planetary 150 - Packaged Steering System - 15'
SSI3716	MS1-16-EMP	Planetary 150 - Packaged Steering System - 16'
SSI3718	MS1-18-EMP	Planetary 150 - Packaged Steering System - 18'
SSI3720	MS1-20-EMP	Planetary 150 - Packaged Steering System - 20'
HC5345-3	OC-350-EMP	Front Mount Outboard Cylinder - Up to 350 HP
HK4300A-3	OH-115U-OT-EMP	Hydraulic Steering Kit for Engines up to 115 HP
HK4500A-3	OH-175-OT-EMP	Hydraulic Steering Kit for Engines up to 175 HP
HK6400A-3	OH-350-OT-EMP	Hydraulic Steering Kit for Engines up to 350 HP
SHT91523-1P	TH1-EMP	Std. Rotary Tilt/TM1 Tilt Not Included
SH91800P	TM1-EMP	Tilt Mechanism



TOHATSU	EMP PART #	DESCRIPTION
HC49J96-08FT	EEC-133-08-EMP	Edge 3300 Control Cable - 8'
HC49J96-09FT	EEC-133-09-EMP	Edge 3300 Control Cable - 9'
HC49J96-10FT	EEC-133-10-EMP	Edge 3300 Control Cable - 10'
HC49J96-11FT	EEC-133-11-EMP	Edge 3300 Control Cable - 11'
HC49J96-12FT	EEC-133-12-EMP	Edge 3300 Control Cable - 12'
HC49J96-13FT	EEC-133-13-EMP	Edge 3300 Control Cable - 13'
HC49J96-14FT	EEC-133-14-EMP	Edge 3300 Control Cable - 14'
HC49J96-15FT	EEC-133-15-EMP	Edge 3300 Control Cable - 15'
HC49J96-16FT	EEC-133-16-EMP	Edge 3300 Control Cable - 16'
HC49J96-17FT	EEC-133-17-EMP	Edge 3300 Control Cable - 17'
HC49J96-18FT	EEC-133-18-EMP	Edge 3300 Control Cable - 18'
HC49J96-20FT	EEC-133-20-EMP	Edge 3300 Control Cable - 20'
HC49J96-22FT	EEC-133-22-EMP	Edge 3300 Control Cable - 22'
HC49J96-24FT	EEC-133-24-EMP	Edge 3300 Control Cable - 24'
HC49J96-26FT	EEC-133-26-EMP	Edge 3300 Control Cable - 26'
HC49J96-28FT	EEC-133-28-EMP	Edge 3300 Control Cable - 28'
HC49J96-30FT	EEC-133-30-EMP	Edge 3300 Control Cable - 30'

UFLEX	EMP PART #	DESCRIPTION
KITOB-12	12-TPG-EMP	Hose Assembly Kit: 2 each 12'
KITOB-14	14-TPG-EMP	Hose Assembly Kit: 2 each 14'
KITOB-16	16-TPG-EMP	Hose Assembly Kit: 2 each 16'
KITOB-18	18-TPG-EMP	Hose Assembly Kit: 2 each 18'
KITOB-20	20-TPG-EMP	Hose Assembly Kit: 2 each 20'
KITOB-22	22-TPG-EMP	Hose Assembly Kit: 2 each 22'
KITOB-24	24-TPG-EMP	Hose Assembly Kit: 2 each 24'
X34	B1B-EMP	90° Bezel - Black
MACH05X10	EEC-005-10-EMP	Edge Merc Standard 10'
MACH05X11	EEC-005-11-EMP	Edge Merc Standard 11'
MACH05X12	EEC-005-12-EMP	Edge Merc Standard 12'
MACH05X13	EEC-005-13-EMP	Edge Merc Standard 13'
MACH05X14	EEC-005-14-EMP	Edge Merc Standard 14'
MACH05X15	EEC-005-15-EMP	Edge Merc Standard 15'
MACH05X16	EEC-005-16-EMP	Edge Merc Standard 16'
MACH05X17	EEC-005-17-EMP	Edge Merc Standard 17'
MACH05X18	EEC-005-18-EMP	Edge Merc Standard 18'
MACH05X20	EEC-005-20-EMP	Edge Merc Standard 20'
MACH05X22	EEC-005-22-EMP	Edge Merc Standard 22'
MACH05X24	EEC-005-24-EMP	Edge Merc Standard 24'
MACH14X10	EEC-014-10-EMP	BRP Post Control Cable 1979 - 10'
MACH14X11	EEC-014-11-EMP	BRP Post Control Cable 1979 - 11'
MACH14X12	EEC-014-12-EMP	BRP Post Control Cable 1979 - 12'
MACH14X13	EEC-014-13-EMP	BRP Post Control Cable 1979 - 13'

**COMPETITIVE INTERCHANGE**

UFLEX	EMP PART #	DESCRIPTION
MACH14X14	EEC-014-14-EMP	BRP Post Control Cable 1979 - 14'
MACH14X15	EEC-014-15-EMP	BRP Post Control Cable 1979 - 15'
MACH14X16	EEC-014-16-EMP	BRP Post Control Cable 1979 - 16'
MACH14X17	EEC-014-17-EMP	BRP Post Control Cable 1979 - 17'
MACH14X18	EEC-014-18-EMP	BRP Post Control Cable 1979 - 18'
MACH14X20	EEC-014-20-EMP	BRP Post Control Cable 1979 - 20'
MACH36X10	EEC-036-10-EMP	Edge Merc GEN II - 10'
MACH36X11	EEC-036-11-EMP	Edge Merc GEN II - 11'
MACH36X12	EEC-036-12-EMP	Edge Merc GEN II - 12'
MACH36X13	EEC-036-13-EMP	Edge Merc GEN II - 13'
MACH36X14	EEC-036-14-EMP	Edge Merc GEN II - 14'
MACH36X15	EEC-036-15-EMP	Edge Merc GEN II - 15'
MACH36X16	EEC-036-16-EMP	Edge Merc GEN II - 16'
MACH36X17	EEC-036-17-EMP	Edge Merc GEN II - 17'
MACH36X18	EEC-036-18-EMP	Edge Merc GEN II - 18'
MACH36X20	EEC-036-20-EMP	Edge Merc GEN II - 20'
MACH36X22	EEC-036-22-EMP	Edge Merc GEN II - 22'
MACH36X24	EEC-036-24-EMP	Edge Merc GEN II - 24'
MACH0X08	EEC-133-08-EMP	Edge 3300 Control Cable - 8'
MACH0X09	EEC-133-09-EMP	Edge 3300 Control Cable - 9'
MACH0X10	EEC-133-10-EMP	Edge 3300 Control Cable - 10'
MACH0X11	EEC-133-11-EMP	Edge 3300 Control Cable - 11'
MACH0X12	EEC-133-12-EMP	Edge 3300 Control Cable - 12'
MACH0X13	EEC-133-13-EMP	Edge 3300 Control Cable - 13'
MACH0X14	EEC-133-14-EMP	Edge 3300 Control Cable - 14'
MACH0X15	EEC-133-15-EMP	Edge 3300 Control Cable - 15'
MACH0X16	EEC-133-16-EMP	Edge 3300 Control Cable - 16'
MACH0X17	EEC-133-17-EMP	Edge 3300 Control Cable - 17'
MACH0X18	EEC-133-18-EMP	Edge 3300 Control Cable - 18'
MACH0X20	EEC-133-20-EMP	Edge 3300 Control Cable - 20'
MACH0X22	EEC-133-22-EMP	Edge 3300 Control Cable - 22'
MACH0X24	EEC-133-24-EMP	Edge 3300 Control Cable - 24'
MACH0X26	EEC-133-26-EMP	Edge 3300 Control Cable - 26'
MACH0X28	EEC-133-28-EMP	Edge 3300 Control Cable - 28'
MACH0X30	EEC-133-30-EMP	Edge 3300 Control Cable - 30'
M90X10	ESC-16-10-EMP	Edge Easy Connect Steering Cable - 10'
M90X11	ESC-16-11-EMP	Edge Easy Connect Steering Cable - 11'
M90X12	ESC-16-12-EMP	Edge Easy Connect Steering Cable - 12'
M90X13	ESC-16-13-EMP	Edge Easy Connect Steering Cable - 13'
M90X14	ESC-16-14-EMP	Edge Easy Connect Steering Cable - 14'
M90X15	ESC-16-15-EMP	Edge Easy Connect Steering Cable - 15'
M90X16	ESC-16-16-EMP	Edge Easy Connect Steering Cable - 16'
M90X18	ESC-16-18-EMP	Edge Easy Connect Steering Cable - 18'

<b>UFLEX</b>	<b>EMP PART #</b>	<b>DESCRIPTION</b>
M90X20	ESC-16-20-EMP	Edge Easy Connect Steering Cable - 20'
M90X22	ESC-16-22-EMP	Edge Easy Connect Steering Cable - 22'
T71FC	H1-EMP	Standard Rotary Helm
FOURTECH-11	MS1-11-EMP	Planetary 150 - Packaged Steering System - 11'
FOURTECH-12	MS1-12-EMP	Planetary 150 - Packaged Steering System - 12'
FOURTECH-13	MS1-13-EMP	Planetary 150 - Packaged Steering System - 13'
FOURTECH-14	MS1-14-EMP	Planetary 150 - Packaged Steering System - 14'
FOURTECH-15	MS1-15-EMP	Planetary 150 - Packaged Steering System - 15'
FOURTECH-16	MS1-16-EMP	Planetary 150 - Packaged Steering System - 16'
FOURTECH-18	MS1-18-EMP	Planetary 150 - Packaged Steering System - 18'
FOURTECH-20	MS1-20-EMP	Planetary 150 - Packaged Steering System - 20'
UC128SVS-1 & 2	OC-350-EMP	Front Mount Outboard Cylinder - Up to 350 HP
GOTECH	OH-115U-OT-EMP	Hydraulic Steering Kit for Engines up to 115 HP
HYCO	OH-175-OT-EMP	Hydraulic Steering Kit for Engines up to 175 HP
PROTECH 1 & 2	OH-350-OT-EMP	Hydraulic Steering Kit for Engines up to 350 HP
T81FC	TH1-EMP	Std. Rotary Tilt/TM1 Tilt Not Included
X52 / X70	TM1-EMP	Tilt Mechanism

<b>YAMAHA</b>	<b>EMP PART #</b>	<b>DESCRIPTION</b>
YAM-MAR-CABLE-08-SC	EEC-133-08-EMP	Edge 3300 Control Cable - 8'
YAM-MAR-CABLE-09-SC	EEC-133-09-EMP	Edge 3300 Control Cable - 9'
YAM-MAR-CABLE-10-SC	EEC-133-10-EMP	Edge 3300 Control Cable - 10'
YAM-MAR-CABLE-11-SC	EEC-133-11-EMP	Edge 3300 Control Cable - 11'
YAM-MAR-CABLE-12-SC	EEC-133-12-EMP	Edge 3300 Control Cable - 12'
YAM-MAR-CABLE-13-SC	EEC-133-13-EMP	Edge 3300 Control Cable - 13'
YAM-MAR-CABLE-14-SC	EEC-133-14-EMP	Edge 3300 Control Cable - 14'
YAM-MAR-CABLE-15-SC	EEC-133-15-EMP	Edge 3300 Control Cable - 15'
YAM-MAR-CABLE-16-SC	EEC-133-16-EMP	Edge 3300 Control Cable - 16'
YAM-MAR-CABLE-17-SC	EEC-133-17-EMP	Edge 3300 Control Cable - 17'
YAM-MAR-CABLE-18-SC	EEC-133-18-EMP	Edge 3300 Control Cable - 18'
YAM-MAR-CABLE-20-SC	EEC-133-20-EMP	Edge 3300 Control Cable - 20'
YAM-MAR-CABLE-22-SC	EEC-133-22-EMP	Edge 3300 Control Cable - 22'
YAM-MAR-CABLE-24-SC	EEC-133-24-EMP	Edge 3300 Control Cable - 24'
YAM-MAR-CABLE-26-SC	EEC-133-26-EMP	Edge 3300 Control Cable - 26'
YAM-MAR-CABLE-28-SC	EEC-133-28-EMP	Edge 3300 Control Cable - 28'
YAM-MAR-CABLE-30-SC	EEC-133-30-EMP	Edge 3300 Control Cable - 30'

FUEL

FLOAT

1300-36064



Replaces: 396514  
Fits: 1.5-10, 1954-90.

SOLENOID, FUEL PRIMER CHOKE

1399-39025



Replaces: 5007356, 5828665, 397909  
Fits: Johnson/Evinrude 9.9-300 HP 1980-05; OMC 90-115 HP (Quiet Rider) 1991-93; OMC 1.6L-4.0L 1982-90.

FUEL PUMP

1399-39606



Replaces: 5030697  
Fits: Johnson 60, 70 HP 1998-06 (4-Stroke).

OUTBOARD

FUEL INJECTOR CRUSH RING KIT

1399-39024



Replaces: 5007017  
Fits: 40-300 HP (E-TEC).

SOLENOID, FUEL PRIMER CHOKE

1399-39026



Replaces: 5007355, 437232, 433374, 0433374  
Fits: Johnson 200, 225 HP 1995-01.

FUEL PUMP

1399-39615



Replaces: 5006063, 5009118  
Fits: 6 Cyl 3.854 Bore E-TEC: 3.3 Liter - 200 HP 2008-14, 225 HP 2005-14, 250 HP 2005-14. 3.4 Liter - 250 HP 2008-13, 300 HP 2008-14.

SEALS & GASKETS

SEAL KIT, GEAR HOUSING

26-11002



Replaces: 5030973  
Sierra: 18-8336  
Fits: Johnson 60 HP 2002-04, 70 HP 1998-04 (4-Stroke).

SEAL KIT, GEAR HOUSING

26-11004



Replaces: 5033922  
Sierra: 18-8374  
Fits: Johnson 140 HP 2003-05 (4-Stroke).

OUTBOARD

SEAL KIT, GEAR HOUSING

26-11003



Replaces: 5033798  
Sierra: 18-8373  
Fits: Johnson 90, 115 HP 2003-05 (4-Stroke).

SEAL KIT, GEARCASE

26-11016



Replaces: 5036040  
Sierra: 18-8341  
Fits: 25, 30 HP (2 & 4-Stroke).

TRIM REPAIR RESEAL KIT WITH END CAP

58-58107

Replaces: 5008985  
Fits: 75-115 HP 2004-12 (E-TEC).



THERMOSTAT

75-02662



**Replaces:** 19300-ZW9-003  
**Sierra:** 18-3628-1

**Fits:** 8, 9.9, 10, 15, 20, 25, 30, 40, 50, 60, 75, 90, 200, 225 HP (4-Stroke).

COIL, IGNITION (PENCIL)

300-03764



**Replaces:** 339-880615T01  
**Sierra:** 18-5154

**Fits:** Mercury Outboards (4-Stroke) 75, 80, 90, 100, 115 EFI, 135 Verado, 150 Verado, 200 Verado, 225 Verado, 250 Verado, 250 Pro Verado, 275 Verado, 300 Verado, 300 Pro Verado, 350 SCI Verado.

SWITCH BOX

300-01853



**Replaces:** 19052A1, A2, A3, A6, A8, 114-9052, 19052A5, 19052A8  
**Sierra:** 18-5791

**Fits:** 45-60 HP 1991-99 (3 Cylinder).

CDM MODULE

300-03762



**Replaces:** 827509A1, 827509A7, 827509T7

**Fits:** 30-300 HP 1993 & Up.

RELAY

300-08900



**Replaces:** 86-865202T  
**Sierra:** 18-5851

**Fits:** P/T, Starting, Main Power and Fuel Pump Systems on select Mercruiser sterndrive and inboard engines.

RELAY

300-08902



**Replaces:** 882751A04  
**Sierra:** 18-5850

**Fits:** 135-400R Verados and 8.1L Mercruiser.

RELAY

300-08903



**Replaces:** 821509T01, 819514A10, 821509  
**Sierra:** 18-5852

**Fits:** Mariner 50, 60, 75, 100 HP 1991 (7050412YD), Mariner 75, 90 HP 1991 (0D252460 and Below), Mercury 100 HP (0B209468-0D283221).

**Description:** Single Ram Power Trim.

O-RING KIT, MANUAL TILT

58-08214



**Replaces:** 25-893922A01

**Fits:** 30-90 HP.

**Description:** With manual trim.

FUEL

OUTBOARD

FUEL PUMP  
1399-39610



**Replaces:** 8M0062771, 8M0103289  
**Fits:** 75, 80, 90, 100, 115 HP EFI; 150 HP (4-Stroke); Jet 65, 80 HP.

REPAIR KIT, ACCELERATOR PUMP  
1300-36011



**Replaces:** 811287  
**Fits:** 80-125 HP 1988-04.

FUEL PUMP  
1399-39613



**Replaces:** 8M0134464  
**Fits:** 10, 15 (4-Stroke) EFI; 15 Seapro EFI; 20 (2 Cylinder) (4-Stroke) EFI. Vapor Separator Components (s/n OR833820 & Up). Tohatsu 9.9 HP (MFS9.9E) EFI 2017-18; (MFS15E) EFI 2017-18; (MFS20E) EFI 2017-18.

FUEL PUMP  
1399-39612



**Replaces:** 8M0062770  
**Fits:** 75-115 HP (4-Stroke), 80 HP Jet (4-Stroke), 75-115 HP (4-Stroke), 80 HP EFI (4-Stroke), 75-115 HP (4-Stroke), 100 HP EFI (4-Stroke), 150 HP (4-Stroke), 75-115 HP (4-Stroke), 65 HP JET (4-Stroke), 4.5L MPI Alpha/Bravo, 4.5L MPI 250 Alpha/Bravo EC, 75-115 HP (4-Stroke), 75 HP EFI (4-Stroke), 75-115 HP (4-Stroke), 75 HP EFI (4-Stroke).

FUEL

OUTBOARD

FILTER, FUEL  
35-37812



**Replaces:** Racor S3240, Honda 17670-ZW1-030GH, Suzuki 99105-20006  
**Sierra:** 18-7947  
**Fits:** Honda - 5-250 HP, Suzuki - Motors up to 140 HP (4-Stroke).

FILTER, FUEL  
35-37813



**Replaces:** Racor S3232  
**Sierra:** 18-7949  
**Fits:** Universal up to 120 GPH.

FILTER, FUEL  
35-37901



**Replaces:** Volvo 3581760, MAN 81.12503.006, Separ 20130, Racor 2010PM  
**Description:** 30 Micron.

FILTER, FUEL  
35-37900



**Replaces:** Racor 2010TM  
**Description:** 10 Micron (The Most Common Alternative). R 80 mm. H = 66 mm. Rubber Seals Included.

FILTER, FUEL  
35-37903



**Replaces:** Racor 500 Series 2010SM-OR  
**Fits:** Most Volvo Diesel Engines, Including D1, D2, D3, D4, D6, 31, 41, 42, 43, 44, 300, 2010, 2020, 2030, 2040.  
**Description:** 2 Micron.

FILTER, FUEL  
35-37902



**Replaces:** Racor 2040PM  
**Fits:** Racor 900 Series.  
**Description:** 30 Micron.

FUEL PUMP

1399-39605



**Replaces:** 15100-94J03, 15100-94J02  
**Fits:** DF9.9, 15 HP 2005-12.

FUEL PUMP

1399-39606



**Replaces:** 15100-99E11  
**Fits:** 60, 70 HP 1998-06 (4-Stroke).

FUEL PUMP

1399-39607



**Replaces:** 15100-89L11, 15100-89L10  
**Fits:** DF90, 100, 115, 140 HP.

FUEL PUMP, ELECTRIC

1399-39604



**Replaces:** 15200-92J00, 15200-92J20  
**Fits:** DF70, 80, 90, 100 ATL, ATX, DF115 ATL, ATX, ASTL, ASTX, AZL, AZX, DF140 ATL, ATX, AZX 2013-19.

FUEL PUMP

1399-39608



**Replaces:** 15200-92J20  
**Fits:** DF70ATL, DF70ATX, DF80ATX, DF80ATL, DF90ATX, DF90ATL, DF100ATX, DF100ATL, DF115ATL, DF115ATX, DF115ASTL, DF115ASTX, DF115AZL, DF115AZX, DF140ATL, DF140ATX, DF140AZX 2013-19.

CASE, WATER PUMP

46-46424



**Replaces:** 17400-94400, 17410-94420, 17411-94421, 5031990  
**Sierra:** 18-3481  
**Fits:** 20, 25, 30, 40 HP (2-Stroke); 25, 30, 40, 50 HP (4-Stroke).

VALVE, WATER PRESSURE

75-02660



**Replaces:** 17660-90J00, 5033720  
**Fits:** 90, 100, 115, 140, 150, 175, 200 HP.

THERMOSTAT

75-02663



**Replaces:** 17670-90J11, 17670-90J10, 5033722  
**Fits:** 70, 80, 90, 100, 115, 140, 150, 175, 200, 225, 250, 300 HP.  
**Description:** 71° C.

CASE, WATER PUMP

46-46425



**Replaces:** 17410-93910, 17411-93901, 5033107  
**Sierra:** 18-3480  
**Fits:** 9.9, 15 HP (2 & 4-Stroke).

VALVE, WATER PRESSURE

75-02661



**Replaces:** 17660-99E01, 5032471  
**Fits:** 20, 25, 30, 40, 50, 60, 70, 80, 90, 200, 225, 250, 300 HP.

THERMOSTAT

75-02664



**Replaces:** 17670-94404, 5031758  
**Fits:** 9.9, 15, 20, 25, 30, 40 HP.  
**Description:** 60° C.

GASKET, DRAIN SCREW

12-02515



**Replaces:** 09168-10022  
**Sierra:** 18-8331  
**Fits:** 2-225 HP (2-Stroke);  
 2.5-140 HP (4-Stroke).

SEAL KIT, GEAR HOUSING

26-11002



**Replaces:** 25700-87E00  
**Sierra:** 18-8336  
**Fits:** DF60, DF70 1998-00;  
 DT90 1989-97; DT100 1989-00.

SEAL KIT, GEAR HOUSING


26-11003



**Replaces:** 25700-90J01  
**Sierra:** 18-8373  
**Fits:** DF90/DF115 All Years.

SEAL KIT, GEAR HOUSING

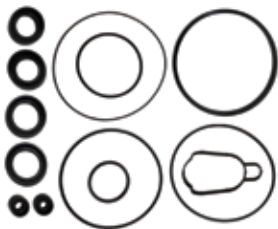
26-11004



**Replaces:** 25700-92J00  
**Sierra:** 18-8374  
**Fits:** DF140 All Years.

SEAL KIT, GEARCASE

26-11014



**Replaces:** 25700-93L02  
**Fits:** DF250A, 250AP, 300A,  
 300AP All Years.

SEAL KIT, GEARCASE

26-11015




**Replaces:** 25700-87L00,  
 25700-87L01  
**Fits:** DF70A, DF80A,  
 DF90A All Years.

SEAL KIT, GEARCASE

26-11016

**Replaces:** 25700-95D03  
**Sierra:** 18-8341  
**Fits:** 25, 30 HP (2 & 4-Stroke).



PROPELLER SPACER

11-01194

**Replaces:** 57633-94301  
**Fits:** 35, 40, 50, 55, 60, 65 HP (2-Stroke);  
 40, 50, 60 HP (4-Stroke).





THERMOSTAT

**75-02662**



**Replaces:** HZW919300003  
**Sierra:** 18-3628-1

**Fits:** 8, 9.9, 10, 15, 20, 25, 30, 40, 50, 60, 75, 90, 200, 225 HP (4-Stroke).

THERMOSTAT

**75-75522**



**Replaces:** 6D9-12411-00

**Fits:** F100D 2005 & Up (4-Stroke).

**Description:** 55° C.

THERMOSTAT

**75-75523**



**Replaces:** 6FM-12411-00

**Fits:** F20 2018 & Up; F25C 2016 & Up.

**Description:** 60° C.

THERMOSTAT

**75-75524**



**Replaces:** 6AH-12411-00

**Fits:** 9.9, 13.5, 15, 20 HP 2006 & Up (4-Stroke).

**Description:** 60° C.

O-RING, OIL DIPSTICK

**27-03316**



**Replaces:** 93210-24800

**Fits:** F2.5, F4, F6 2014 & Up (4-Stroke).

O-RING, FUEL PUMP

**27-03317**



**Replaces:** 93210-27806

**Fits:** 4, 5, 6 HP 2014 & Up (4-Stroke).

O-RING, INTAKE

**27-03318**



**Replaces:** 65W-14198-00

**Sierra:** 18-76689

**Fits:** F25 1998-06; T25 2001-06.

O-RING, INTAKE

**27-03319**



**Replaces:** 93210-20801

**Fits:** 2, 2.5 HP 2015 & Up (4-Stroke).

IGNITION

OUTBOARD

COIL, IGNITION

300-03763

**Replaces:** 6P2-82310-00-00

**Fits:** F200-F250 HP 2006 & Up.



FUEL

OUTBOARD

GASKET, FLOAT CHAMBER

27-03320

**Replaces:** 6CB-14984-00  
**Sierra:** 18-0716

**Fits:** F115 2001 & Up; LF115 2011 & Up; VF115 2015-18; F150 2021; LF150 2018 & Up; VF150

2013 & Up; LF175 2017; F175, VF175 2017 & Up; VF200 2015 & Up; F200, F225 2011 & Up; LF200, LF225 2017 & Up; VF225 2021; F250 2016 & Up; LF250 2011 & Up; VF250 2009 & Up; F300 2013 & Up; FL300 2016; LF300 2010 & Up; F350 2013-19.



GASKET, FLOAT CHAMBER

27-03322

**Replaces:** 6CB-13016-00  
**Sierra:** 18-0707

**Fits:** F115 2001 & Up; LF115 2011 & Up; VF115 2015-18; F150 2021; LF150 2018 & Up; VF150 2013 & Up;

2021; LF150 2018 & Up; VF150 2013 & Up; LF175 2017; F175, VF175 2017 & Up; VF200 2015 & Up; F200, F225 2011 & Up; LF200, LF225 2017 & Up; VF225 2021; F250 2016 & Up; LF250 2011 & Up; VF250 2009 & Up; F300 2013 & Up; FL300 2016; LF300 2010 & Up; F350 2013-19.



GASKET, FLOAT CHAMBER

27-03321

**Replaces:** 6FP-14984-00

**Fits:** F75 2017 & Up; F90 2016 & Up; VF90 2018 & Up.



GASKET, FLOAT CHAMBER

27-03323

**Replaces:** 6C5-14984-10

**Fits:** F50, T50 2005 & Up; F60, T60 2005 & Up; F70 2010 & Up; F75, F90 2005-17.



GASKET, FLOAT CHAMBER

27-03324

**Replaces:** 6BG-14984-00

**Fits:** F30 2013 & Up; F40 2008 & Up.



GASKET, FLOAT CHAMBER

27-03325

**Replaces:** 63P-14984-00

**Sierra:** 18-0712

**Fits:** F150 2004 & Up; FL150 2010; LF150 2005 & Up.



BRACKET, FUEL FILTER

35-06046

**Replaces:** MAR-FLTHD-SS-12 / MAR-FLTHD-10-BK  
**Sierra:** 18-7777

**Description:** 316 Stainless Steel, 1/4" Inlet/Outlet. With black powder coated finish. Offers superior corrosion resistance in salt water. High fuel flow capacity.



BRACKET, FUEL FILTER

35-06047

**Sierra:** 18-7776

**Description:** 316 Stainless Steel. 3/8" Inlet/Outlet. With black powder coated finish. Offers superior corrosion resistance in salt water. High fuel flow capacity.



**GASKET, COPPER - OIL DRAIN SCREW**

**10-02689**



**Replaces:** 90430-08143  
**Fits:** 2, 4, 5, 6, 8, 9.9, 13.5, 15, 20, 25, 30, 40, 45, 50, 60, 75, 80, 90, 95, 100, 115, 125, 130, 150, 200, 225, 250 HP (4-Stroke).

**GASKET, CRANKCASE DRAIN PLUG**

**12-02516**



**Replaces:** 90430-14M09  
**Sierra:** 18-0755  
**Fits:** 9.9-300 HP 1999 & Up (4-Stroke).

**GASKET, MANIFOLD/CARBURETOR**

**27-03300**



**Replaces:** 6EE-E3646-00  
**Fits:** 4, 5, 6 HP 2014 & Up (4-Stroke).

**GASKET, MANIFOLD/CARBURETOR**

**27-03301**



**Replaces:** 69M-E3646-A0  
**Fits:** 2, 2.5 HP 2014 & Up (4-Stroke).

**GASKET, INTAKE**

**27-03302**



**Replaces:** 6G1-14198-A1  
**Fits:** 6, 8 HP 1984-09 (2-Stroke).

**GASKET, MANIFOLD/CARBURETOR**

**27-03303**



**Replaces:** 69M-E3645-A0  
**Fits:** 2, 2.5 HP 2003 & Up (4-Stroke).

**SEAL KIT TRIM/TILT CAP & CYLINDER**

**58-58106**



**Replaces:** 115225FS  
**Fits:** 115-225 HP 1997 & Up.

**GASKET, MANIFOLD/CARBURETOR**

**27-03312**



**Replaces:** 6AH-13646-00  
**Fits:** F15 2006 & Up; F20 2006 & Up (4-Stroke).

**GASKET, EXHAUST OUTER COVER**

**27-03313**



**Replaces:** 6E3-41112-A1  
**Fits:** 5M 1996-02 (6E3) (2-Stroke).

**GASKET, INTAKE**

**27-03314**



**Replaces:** 6BL-13646-00  
**Fits:** F25, T25 HP 2009 & Up (4-Stroke).

**GASKET, MANIFOLD/CARBURETOR**

**27-03315**



**Replaces:** 66M-13646-00  
**Fits:** F9.9 2005 & Up; T9.9 2006 & Up; F15 1998 & Up (4-Stroke).

SEALS & GASKETS

OUTBOARD

GASKET, MANIFOLD/CARBURETOR

27-03304



**Replaces:** 68D-E3646-A0, 67D-13646-A0

**Fits:** 4 HP 2002 & Up (4-Stroke).

GASKET, THERMOSTAT COVER

27-03306



**Replaces:** 6FM-12414-00

**Fits:** F20, F25 HP 2016 & Up (4-Stroke).

GASKET, MANIFOLD/CARBURETOR

27-03308

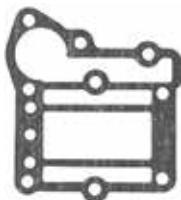


**Replaces:** 68T-13646-A0

**Fits:** F6 HP 2002-09; F8 2002-10; T8 2002-10; F9.9, T9.9 HP 2008-13 (4-Stroke).

GASKET, EXHAUST OUTER COVER

27-03310



**Replaces:** 6E3-41114-A1

**Fits:** 4 HP 1985-99; 5 HP 1985-02 (2-Stroke).

GASKET, THERMOSTAT COVER

27-03305



**Replaces:** 6G8-12414-A0

**Fits:** F6 2002-04, T8 2001-04, F9.9, FT9.9 HP 1985 & Up (4-Stroke); T9.9 HP 1991 & Up.

GASKET

27-03307



**Replaces:** 6GE-E4198-00

**Fits:** 3 HP 1988-02 (2-Stroke).

GASKET, THERMOSTAT COVER

27-03309



**Replaces:** 63P-12414-00

**Sierra:** 18-99127

**Fits:** F150, LF150 HP 2005 & Up (4-Stroke).

GASKET, THERMOSTAT COVER

27-03311



**Replaces:** 6AH-12414-00

**Fits:** F15 2006-14; F20 2006-14 (International Models F9.9 2009-17, F13.5 2007-09, F15 2007-17, F20 2007-17) (4-Stroke).

FUEL

OUTBOARD

BRACKET, FUEL FILTER

35-06046



**Replaces:** MAR-FLTHD-SS-12 / MAR-FLTHD-10-BK  
**Sierra:** 18-7777

**Description:** 316 Stainless Steel, 1/4" Inlet/Outlet. With black powder coated finish. Offers superior corrosion resistance in salt water. High fuel flow capacity.

BRACKET, FUEL FILTER

35-06047



**Sierra:** 18-7776

**Description:** 316 Stainless Steel. 3/8" Inlet/Outlet. With black powder coated finish. Offers superior corrosion resistance in salt water. High fuel flow capacity.

FLEXIBLE HOSE CLAMP DRIVER

91-78315



**Description:** For American style clamps, reversible socket 1/4" on one end and 5/16" on the other end. Great for install those hard to reach hose clamps on bellows and cooling hoses.

FLEXIBLE HOSE CLAMP DRIVER

91-78316



**Description:** For European style clamps, reversible socket 6 mm on one end, 7 mm on the other end. Great for install those hard to reach hose clamps on bellows and cooling hoses.

WATER FUEL SEPARATING FILTER

35-37905



**Replaces:** 35-8M0000202

**Fits:** 860 QC4V (s/n 0M976862 & Up), 850 SCi (s/n 0M952900 & Up), 1025 SCi (s/n 0M962886 & Up), 1075 SCi (s/n 0M905359 & Up), 1100 QC4V (s/n 0M965965 & Up), 1200 SCi (s/n 0M956534 & Up), 1350 QC4V (s/n 0M965309 & Up), 1550 QC4V (s/n 0M973231 & Up), 1650 QC4V (s/n 0M965309 & Up).

OIL FILTER, RACING

35-57872



**Replaces:** 35-881126K01

**Fits:** Hi-Performance GM V8 Engines.



OIL FILTER, RACING

35-57871



**Replaces:** 35-840634K01

**Fits:** 700 SCi, 600 SCi, 1075 SCi, 1200 SCi, 850, 1025, 1075, 1200 SCi - 1075 SCi, 850 SCi, 850, 1025, 1075, 1200 SCi- 1025 SCi, 850, 1025, 1075, 1200 SCi - 850 SCi, 662 SCi, 850, 1025, 1075, 1200 SCi.

**Description:**

Weight: 2.38, Length: 10.75", Width: 5.25", Height: 5.25".



OIL FILTER, RACING

35-57870



**Replaces:** 35-866340K1

**Sierra:** 18-7824-2

**Fits:** All GM with Remote Filter (Short Canister).



ELECTRICAL

INBOARD

RELAY

300-08900



**Replaces:** 86-865202T  
**Sierra:** 18-5851  
**Fits:** P/T, Starting, Main Power and Fuel Pump Systems on select Mercruiser sterndrive and inboard engines.

RELAY

300-08902



**Replaces:** 882751A04  
**Sierra:** 18-5850  
**Fits:** 135-400R Verados and 8.1L Mercruiser

CIRCUIT BREAKER

300-02485

**Replaces:** 88-11178A01  
**Description:** 50 AMP. Many Mercruiser Applications.



TOOLS

INBOARD

BELLOWS SLEEVE INSTALLATION

91-91004



**Replaces:** 91-818162  
**Sierra:** 18-9870  
**Description:** For Alpha, Bravo.

GIMBAL BEARING INSTALL

91-91006



**Description:** For Alpha, Bravo.

GIMBAL BEARING INSTALLER

91-91007



**Replaces:** 91-805475A1  
**Description:** Puller and align tools.

GIMBAL BEARING GREASE SEAL INSTALL

91-91005



**Description:** For Alpha, Bravo.

FUEL

INBOARD

FUEL PUMP WITH COOLER

1399-39609

**Replaces:** 8M0125846  
**Sierra:** 18-8861  
**Fits:** GM V6, V8 (305, 350, 377 cid) (s/n); GM V6, V8 (305, 350, 377, 454, 502 cid) (s/n 0L000000 - 0M300000).  
**Description:** Pump is non-threaded.



FUEL PUMP

1399-39610



**Replaces:** 8M0062771, 8M0103289  
**Fits:** 4.5L MPI, 200, 250 Alpha Bravo.

FUEL PUMP

1399-39614



**Replaces:** 880596T60  
**Fits:** Verado 135, 150, 175, 200 HP 2006-07 (4-Stroke).

FUEL PUMP

1399-39611



**Replaces:** 8M0103288  
**Fits:** 200-400 HP.  
**Description:** High Pressure.

BRACKET, FUEL FILTER

35-06046



**Sierra:** 18-7777  
**Description:** 316 Stainless Steel. 1/4" Inlet/Outlet. With black powder coated finish. Offers superior corrosion resistance in salt water. High fuel flow capacity.

WATER PUMP ASSEMBLY WITH PULLEY

46-46302



**Replaces:** 8M0139995  
**Fits:** MCM/MIE 4.3L MPI, 5.0L MPI, 350 Mag MPI & MX 6.2L MPI with ECM 555.  
**Description:** No Air Fittings.

BELT, SERPENTINE

57-57030



**Replaces:** 57-865615-003, 57-865615Q03  
**Sierra:** 18-15100  
**Fits:** V6, V8 Alpha Bravo.

BELT, SERPENTINE

57-57032



**Replaces:** 57-865615Q08, 862089A1  
**Sierra:** 18-15104  
**Fits:** 4.3, 5.0, 5.7.

BELT, SERPENTINE

57-57033



**Replaces:** 865423005, 57-865615Q05  
**Sierra:** 18-15121  
**Fits:** 5.0, 5.7, 6.2, V8 Ski.

WATER PUMP ASSEMBLY WITH PULLEY

46-46303



**Replaces:** 8M0139996  
**Fits:** MCM/MIE 4.3L MPI, 5.0L MPI, 350 Mag MPI & MX 6.2L MPI with ECM 555.  
**Description:** With Air Fittings.

BELT, SERPENTINE

57-57031



**Replaces:** 57-865615Q06  
**Sierra:** 18-15102  
**Fits:** 350 Alpha Bravo.  
**Description:** Closed Cooling.

BELT, SERPENTINE

57-57034



**Replaces:** 57-865615Q02  
**Fits:** 496 Mag 8.1S-2 (285mm Long To Fit Mercruiser 8.1S Engines 2001-04 (s/n 0M025000-0W389999); 496 Magnum 2001-05 (s/n 0M025000-0W309999) where the power steering pump has been removed.  
**Description:** It is the same belt as installed by Mercruiser.

GEARCASE

INBOARD

INSTALL HARDWARE NUT & WASHER KIT

11-11020



**Replaces:** 11- 859116Q01  
**Sierra:** 18-72005

**Fits:** Alpha One Gen I & II, Bravo I / II / III.

**Description:** Outdrive Mounting.

DRAIN T-FITTING ASSEMBLY

22-05158



**Replaces:** 22-863786A1

**Fits:** 4.3L-6.3L 2002 & Up.

TIMING CHAIN COVER

93-08890



**Replaces:** 31028405, 12554555

**Fits:** GM 4.3L V6 1996-Up.

**Description:** Plastic with Sensor Hole.

TIMING CHAIN COVER

93-08891



**Replaces:** 3855735, 809893T, 809893, 863396  
**Sierra:** 18-4512

**Fits:** GM 4.3L V6 1996-Up.

**Description:** Without Sensor.

SEALS & GASKETS

INBOARD

SEAL KIT, UPPER DRIVE UNIT

26-08534

**Replaces:** 3850594

**Sierra:** 18-2586

**Description:** SX Drives.



ELECTRICAL

INBOARD

CIRCUIT BREAKER

300-02485



**Fits:** Many Volvo Applications.

**Description:** 50 AMP.

RELAY

300-08901



**Replaces:** 3861375

**Fits:** 3.0L-8.1L.



**TUBE, EXHAUST**

**32-06105**



**Replaces:** 860396  
**Sierra:** 18-0187  
**Description:** 4" ID. Exhaust hose bellows used on diesel sterndrive variants.

**BELT, DRIVE**

**57-57035**



**Replaces:** 21132390  
**Fits:** 4.3L, 5.0L, 5.7L.  
**Description:** Alternator Pulley.

**THERMOSTAT KIT**

**75-02384**



**Replaces:** 3587597  
**Sierra:** 18-3615  
**Fits:** 4.3L, 5.0L, 5.7L EFI MPI Engines.

**THERMOSTAT KIT**

**75-02385**



**Sierra:** 18-3618

**FILTER, CRANKCASE BREATHER INSERT**

**35-38500**



**Replaces:** 3584145  
**Fits:** D4-180, D4-210, D4-225, D4-260, D4-300, D6-280, D6-310, D6-330, D6-350, D6-370, D6-400, D6-435, D9A2A D9-425, D9A2A D9-500 (R4), D9A2A D9-575, D9A2A D9A-MG, D9A2A D9A-MH, D9A2B D9-500 (R5), D9A2B D9-425, D9A2B D9-575, D9A2B MH.

**BELLOW**

**61-01899**



**Replaces:** 3588753  
**Fits:** DPH-A, DPH-B, DPH-C, DPH-D, DPR-A, DPR-B, DPR-C, DPR-D.

**BELLOWS KIT**

**61-01994**



**Replaces:** 3888916  
**Sierra:** 18-1076  
**Description:** For Volvo SX-A, DPS-A and newer model sterndrives and FWD sterndrive models.

**BELLOW**

**61-01990**



**Replaces:** 3594509  
**Fits:** DPH-A, DPH-C, DPH-D, DPR-A, DPR-B, DPR-C.

# COMPETITIVE INTERCHANGE

BRP/JOHNSON/EVINRUDE/OMC

BRP/JOHNSON/EVINRUDE/OMC	EMP PART #	PAGE #
396514	1300-36064	26
397909	1399-39025	26
433374	1399-39026	26
433374	1399-39026	26
437232	1399-39026	26
3850594	26-08534	38
3855735	93-08891	38
5006063	1399-39615	26
5007017	1399-39024	26
5007355	1399-39026	26
5007356	1399-39025	26
5008985	58-58107	26
5009118	1399-39615	26
5030697	1399-39606	26, 29
5030973	26-11002	26, 30
5031758	75-02664	29
5031990	46-46424	29
5033107	46-46425	29
5033722	75-02663	29
5033798	26-11003	26, 30
5033922	26-11004	26, 30
5036040	26-11016	26, 30
5828665	1399-39025	26

CDI

CDI	EMP PART #	PAGE #
114-9052	300-01853	27

HONDA

HONDA	EMP PART #	PAGE #
17670-ZW1-030GH	35-37812	28
19300-ZW9-003	75-02662	27, 31

MANN

MANN	EMP PART #	PAGE #
81.12503.006	35-37901	28



MERCURY	EMP PART #	PAGE #
811287	1300-36011	28
821509	300-08903	27
865423005	57-57033	37
-	91-91005	36
-	91-91006	36
11- 859116Q01	11-11020	38
19052A1	300-01853	27
19052A2	300-01853	27
19052A3	300-01853	27
19052A5	300-01853	27
19052A8	300-01853	27
22-863786A1	22-05158	38
339-880615T01	300-03764	27
35-866340K1	35-57870	35
57-865615-003	57-57030	37
57-865615Q02	57-57034	37
57-865615Q03	57-57030	37
57-865615Q05	57-57033	37
57-865615Q06	57-57031	37
57-865615Q08	57-57032	37
819514A10	300-08903	27
821509T01	300-08903	27
827509A1	300-03762	27
827509A1, 827509A7, 827509T7	300-03762	27
827509A7	300-03762	27
862089A1	57-57032	37
86-865202T	300-08900	27, 36
880596T60	1399-39614	37
88-11178A01	300-02485	36, 38
882751A04	300-08902	27, 36
8M0062770	1399-39612	28
8M0062771	1399-39610	28, 37
8M0103288	1399-39611	37
8M0103289	1399-39610	28, 37
8M0125846	1399-39609	36
8M0134464	1399-39613	28
8M0139995	46-46302	37
8M0139996	46-46303	37
91-805475A1	91-91007	36
91-818162	91-91004	36
863396	93-08891	38
25-893922A01	58-08214	27
35-840634K01	35-57871	35
35-881126K01	35-57872	35
35-8M0000202	35-37905	35
809893T	93-08891	38
-	93-08890	38

# COMPETITIVE INTERCHANGE

RACOR

RACOR	EMP PART #	PAGE #
2010PM	35-37901	28
2010SM-OR	35-37903	28
2010TM	35-37900	28
2040PM	35-37902	28
S3232	35-37813	28
S3240	35-37812	28

SEPAR

SEPAR	EMP PART #	PAGE #
20130	35-37901	28

SIERRA

SIERRA	EMP PART #	PAGE #
18-0187	32-06105	39
18-0707	27-03322	32
18-0712	27-03325	32
18-0716	27-03320	32
18-0755	12-02516	33
18-15100	57-57030	37
18-15102	57-57031	37
18-15104	57-57032	37
18-15121	57-57033	37
18-2586	26-08534	38
18-3481	46-46424	29
18-3628-1	75-02662	27, 31
18-4512	93-08891	38
18-5154	300-03764	27
18-5791	300-01853	27
18-5850	300-08902	27, 36
18-5851	300-08900	27, 36
18-5852	300-08903	27
18-72005	11-11020	38
18-74108	26-11002	26, 30
18-76689	27-03318	31
18-7776	35-06047	32, 34

SIERRA	EMP PART #	PAGE #
18-7777	35-06046	32, 34, 37
18-7824-2	35-57870	35
18-7947	35-37812	28
91-805475A1	91-91007	36
91-818162	91-91004	36
863396	93-08891	38
25-893922A01	58-08214	27
35-840634K01	35-57871	35
35-881126K01	35-57872	35
35-8M0000202	35-37905	35
809893T	93-08891	38
-	93-08890	38

SUZUKI	EMP PART #	PAGE #
09168-10022	12-02515	30
15100-89L10	1399-39607	29
15100-89L11	1399-39607	29
15100-94J02	1399-39605	29
15100-94J03	1399-39605	29
15100-99E11	1399-39606	26, 29
15200-92J00	1399-39604	29
15200-92J20	1399-39604	29
15200-92J20	1399-39608	29
17400-94400	46-46424	29
17410-93910	46-46425	29
17410-94420	46-46424	29
17411-93901	46-46425	29
17411-94421	46-46424	29
17660-90J00 / 5033720	75-02660	29
17660-90J00 / 5033720	75-02660	29
17660-99E01 / 5032471	75-02661	29
17660-99E01 / 5032471	75-02661	29
17670-90J10	75-02663	29
17670-90J11	75-02663	29
17670-94404	75-02664	29
25700-87L00	26-11015	30
25700-87L01	26-11015	30
25700-90J01	26-11003	26, 30
25700-92J00	26-11004	26, 30
25700-93L02	26-11014	30
25700-95D03	26-11016	26, 30
57633-94301	11-01194	30
25700-87E00	26-11002	26, 30
99105-20006	35-37812	28

# COMPETITIVE INTERCHANGE

## TOHATSU

TOHATSU	EMP PART #	PAGE #
HZW919300003	75-02662	27, 31

## VOLVO

VOLVO	EMP PART #	PAGE #
3584145	35-38500	39
3587597	75-02384	39
3854164	300-02485	36, 38
3855735	93-08891	38
3861375	300-08901	38
21132390	57-57035	39
-	75-02385	39
3850594	26-08534	38

## VOLVO

VOLVO	EMP PART #	PAGE #
860396	32-06105	39
3588753	61-01899	39
3594509	61-01990	39
3888916	61-01994	39
3581760	35-37901	28

## YAMAHA

YAMAHA	EMP PART #	PAGE #
115225FS	58-58106	33
63P-12414-00	27-03309	34
63P-14984-00	27-03325	32
65W-14198-00	27-03318	31
66M-13646-00	27-03315	33
67D-13646-A0	27-03304	34
68D-E3646-A0	27-03304	34
68T-13646-A0	27-03308	34
69M-E3645-A0	27-03303	33
69M-E3646-A0	27-03301	33
6AH-12411-00	75-75524	31
6AH-12414-00	27-03311	34



YAMAHA	EMP PART #	PAGE #
6AH-13646-00	27-03312	33
6BG-14984-00	27-03324	32
6BL-13646-00	27-03314	33
6C5-14984-10	27-03323	32
6CB-13016-00	27-03322	32
6CB-14984-00	27-03320	32
6D9-12411-00	75-75522	31
6E3-41112-A1	27-03313	33
6E3-41114-A1	27-03310	34
6EE-E3646-00	27-03300	33
6FM-12411-00	75-75523	31
6FM-12414-00	27-03306	34
6FP-14984-00	27-03321	32
6G1-14198-A1	27-03302	33
6G8-12414-A0	27-03305	34
6GE-E4198-00	27-03307	34
6P2-82310-00-00	300-03763	32
90430-08143	10-02689	33
90430-14M09	12-02516	33
93210-20801	27-03319	31
93210-24800	27-03316	31
93210-27806	27-03317	31
MAR-FLTHD-10-BK	35-06046	32, 34, 37
MAR-FLTHD-SS-12	35-06046	32, 34, 37

UNIVERSAL	EMP PART #	PAGE #
-	91-78315	35
-	91-78316	35

IGNITION

INBOARD

IGNITION WIRE SET

470511



**Replaces:** Mercury 84-816608Q71  
**Sierra:** 18-8836-1  
**Description:** 4.3L, 5.0L, 5.7L, 7.4L Delco EST Spark Plug Wire Set. Pictured in yellow (Color may vary between yellow, blue, grey or black).

IGNITION WIRE SET

470625



**Replaces:** Kodiak Marine 12192449  
**Description:** Use on GM LS Series 6.0L, 6.2L LS3, LSA and 8.1L Engines.

IGNITION COIL

300-03755



**Replaces:** Marine Power 481503, Mercury 817378, 806673T, 817378T, 898253T27, Indmar S556132, OMC/Volvo 3854002, Crusader 7243200, GLM 72113, 72114  
**Sierra:** 18-5442 & 18-5443  
**Fits:** Mercruiser 3.0L 4 Cyl, 120-135 HP | 7.4L-8.2L V8, 300-415 HP. Marine Power 3.0L - V8.

ROTOR

300-03094



**Replaces:** Marine Power 445127, CDI E65-0008, GLM 71150, Indmar S556346, Mercury 884790, 898253013, 8M6001222, PCM R10301, Volvo 3858977  
**Sierra:** 18-5245  
**Fits:** V6, V8 GM Engines using Delco HVS Distributors.

IGNITION WIRE SET

470300



**Replaces:** Mercury 84-816761Q 6, OMC/Volvo 503749  
**Sierra:** 18-8808-2  
**Description:** 3.0L (181cid) Spark Plug Wire Set. Pictured in yellow (Color may vary between yellow, blue, or black).

IGNITION WIRE SET

470570



**Description:** Delco HVS Distributors 4.3L - 5.7L.

IGNITION COIL

300-30019



**Replaces:** Marine Power 481553, CDI E11-0002, Mercury 863704, 392-863704T, 392-8M0054588  
**Fits:** MerCruiser V6, 155-175 HP | V8, 180-350 HP GM & MIE Engines. Marine Power 4.3L & 5.7L.

ROTOR

300-03064



**Replaces:** Marine Power 482137, OMC 3854549, CDI E65-0006, Crusader 38071, R103008, GLM 71100, Mercury 808484, 8084841, 898253010, 8M6001253, Volvo 3854549, 3862014  
**Sierra:** 18-5405  
**Fits:** V8 GM Engines. Module in Cap.

TIMING TOOL

009159



**Replaces:** Kodiak Marine 10486024  
**Sierra:** 18-5516  
**Description:** For GM Delco Distributors.



**DISTRIBUTOR**

**480133**



**Replaces:** Mercury 817377T  
**Sierra:** 18-5475  
**Fits:** 3.0L Engines  
**Description:** For 4 Cyl. Applications. **Authentic GM Delco Marine Electronic Distributor.**

**DISTRIBUTOR**

**480151**



**Replaces:** Marine Power 0807-000M5, Mercury 807964A1, Indmar 556324, Mallory YLE624AV  
**Sierra:** 18-5484-1  
**Fits:** 5.0L (305cid) - 8.2L (502cid), except 384/409 & Tall Block Engines.  
**Description:** For V8 Applications.

**DISTRIBUTOR**

**480140**



**Replaces:** Mercury 807964A1, Volvo 3854312, Kodiak Marine 1103993  
**Sierra:** 18-5476  
**Description:** 4.3L (262cid) Delco EST Marine.

**DISTRIBUTOR**

**480155**



**Marine Power only.**  
**Fits:** 5.0L (305cid) - 8.2L (502cid), except 384/409 & Tall Block Engines.  
**Description:** Right Hand (opposite rotation) Delco Marine Electronic Distributor. For V8 Applications.

**DISTRIBUTOR**

**480359**



**Replaces:** Mercury 884794A02, 884794A1, Crusader RA107044, Volvo 21622232  
**Sierra:** 18-5351  
**Fits:** Mercruiser 5.0L, 537, 6.2L (2001-Up) GM Engines with ECM 555 (s/n 0M300000 & Up), Crusader GM V8 5.0L and 5.7L MPI LH Rotation Engines.

**DISTRIBUTOR KIT**

**481034**



**Sierra:** 18-5512  
**Fits:** 2.5L & 3.0L (1967-11).  
**Description:** Delco EST Marine Electronic Distributor Kit. Includes: 3.0L Electronic Distributor, Coil, Spark Plug Wires (Color may vary black/blue), Timing Shunt, Pig Tail Plug & Coil-to-Distributor Wire.

**DISTRIBUTOR KIT**

**481058**



**Sierra:** 18-5513  
**Fits:** 4.3L (262cid) V6 (1985-Up) Engines.  
**Description:** Electronic EST Distributor Kit. Includes: Coil, Spark Plug Wires, Timing Shunt, Pig Tail Plug & Coil-to-Distributor Wire.

**DISTRIBUTOR KIT**

**481111**



**Sierra:** 18-5514  
**Fits:** 5.7L-7.4L (1967-11).  
**Description:** Delco Style Voyager EST Marine Electronic Distributor Kit. Includes: Coil, Spark Plug Wires, Timing Shunt, Pig Tail Plug, Coil-to-Distributor Wire.

**DISTRIBUTOR KIT**

**481159**



**Marine Power Only.**

## IGNITION

## DISTRIBUTOR CAP

300-03092



**Replaces:** Marine Power 482125, Mercury 898253T28, CDI E66-0007, GLM 71870  
**Sierra:** 18-5243

**Fits:** GM V6, 200-225 HP GM Engines with Delco HVS Distributors.

## DISTRIBUTOR CAP

300-03060



**Replaces:** Marine Power 482036, Mercury 811635T3, OMC 986643, 3854260, CDI E64-0004, GLM 71420, Volvo 3854260

**Description:** Delco Style 4 Cyl Distributor Cap for GM Style Module in Cap Distributors.

## DISTRIBUTOR MODULE

300-13348



**Replaces:** Marine Power 483002, Mercury 8M6008208, 811637, 811637T, 850487, OMC 3854003, CDI E11-0003, GLM 73190, Indmar S556096, Volvo 3854003

**Fits:** GM 4, 6, 8 Cyl Delco EST Distributors.

## INBOARD

## DISTRIBUTOR CAP

300-03093



**Replaces:** Marine Power 482113, CDI E64-0006, GLM 71660, Indmar S556345, Mercury 898253T22, 8M6001106, PCM RA108011, Volvo 3858975  
**Sierra:** 18-5244

**Fits:** V8 GM using Delco HVS Distributors.

## DISTRIBUTOR CAP

300-03062



**Replaces:** Marine Power 482101, OMC 3854548, CDI E64-0014, Crusader 38070, GLM 71400, Indmar S556083, Mercury 808483, 808483T, 808483T3, Volvo 3854548

**Sierra:** 18-5354

**Fits:** V8 GM Engines with Delco Ignition.

## DISTRIBUTOR CLAMP

482226



**Replaces:** Mercury 54-88731, 52185

**Fits:** GM 3.0L through Big Block Applications.

**Description:** For Delco Style Distributor.

## TUNE UP KIT

300-03073



**Replaces:** Marine Power 3000373, CDI E66-0035, GLM 71820, Mercury 815407Q5, 850484T3, BRP 0775438

**Sierra:** 18-5278

**Fits:** GM Engines with Delco EST Ignition.

**KNOCK SENSOR**

**462207**



**Replaces:** Volvo 3861301  
**Description:** 8.1L (496cid) GM Knock Sensor.

**MAP SENSOR**

**462729**



**Replaces:** Marine Power 462743  
**Description:** 6.2 LS3. **Genuine GM Part.**

**OIL PRESSURE SENSOR**

**87-09050**



**Replaces:** Marine Power 472453, Mercury 87-8M0070108  
**Fits:** Marine Power GM LS3 Engines, Mercruiser 4.3L, 5.0L, 5.7L (1992-98) Engines.

**EFI SENSOR**

**1300-36036**



**Replaces:** Marine Power 462503, Mercury 8M0186195, 8M0054726, 881731, CDI E13-0001  
**Sierra:** 18-7660  
**Fits:** All Marine Power EFI, Mercruiser V8, 350-470 HP GM & MIE Engines.

**CRANK SENSOR**

**1300-03771**



**Replaces:** Marine Power 464228, Mercury 864297001, Volvo 3858979  
**Sierra:** 18-7556  
**Fits:** 5.7L, Mercruiser 5.0L, 6.2L (1998-10).

**O<sub>2</sub> EXHAUST SENSOR**

**462600**



**Replaces:** Kodiak Marine 12589321  
**Description:** For use on all Marine Power Catalyst Engines.

**CAM SENSOR**

**464040**



**Replaces:** Mercury 892615002, 892615, 892615001, Crusader R020035A, Volvo 3808513  
**Sierra:** 18-7646  
**Description:** 6.0 L96, 6.0 LY6, 6.2. GM.

**OIL PRESSURE SENSOR**

**474523**



**Replaces:** Mercury 87-8M0070108  
**Description:** GM LS3 Oil Pressure Sensor.

**MEFI SENSOR**

**1300-36039**



**Replaces:** Marine Power 462084, Mercury 806612T, OMC 3850357, Volvo 22024631, PCM R020027  
**Sierra:** 18-7677  
**Fits:** 5.7L, Vol V6, 200-225 HP | V8, 212-320 HP GM & OS Engines, PCM all GM 5.0L, 5.7L TBI, MPI (1994-07), Merc V8, 180-350 HP GM & MIE Engines.

**CRANK SENSOR**

**1300-36066**



**Replaces:** Marine Power 464204, Mercury 892617, Volvo 3808516  
**Sierra:** 18-7708  
**Description:** 8.1L GM.

**CRANKSHAFT SENSOR**

**464026**



**Description:** Crank Position Sensor for GM 6.0L LY6 Engines. **GM Marine Part.**

ELECTRICAL

INBOARD

SOLENOID

89-26043



**Replaces:** Marine Power 486008, API SW105, ARCO SW463, OMC 3850216, GLM 72450, Mercruiser 809462, 809463, 8094621, 8094631, 809463A1, Volvo 3850216, 3859054  
**Sierra:** 18-5811

**Description:** 14" Top/Bottom Mount Starter Solenoid.

OIL SENDER

456118



**Sierra:** OP72533  
**Description:** For 5.7L Engines. Three Prong Digital.

WATER SENDER

75-01942



**Replaces:** Marine Power 0940-011, 456409, Mercruiser 97257, 806490, 811091, 806490T, 97257A1, OMC 980613, Volvo 3853787  
**Sierra:** 18-5897

**Fits:** OMC 2.3L 4 Cyl, 85 HP | 5.0L-5.8L V8, 170-240 HP Ford & GM Engines. 3/8"-18 NPT, 10-32 stud terminal.

WIRE LEAD

500101



**Description:** Use with 457007. For Hobbs Switch. Plugs into Hobbs Switch.

COIL TO HARNESS WIRE LEAD

500442



**Replaces:** Kodiak Marine 10486025  
**Description:** Pigtail connects Delco EST Ignition Coil to the original engine harness. Perfect for when upgrading to the Delco Voyager System.

HOBBS SWITCH

457007



**Description:** Carb Engine Hobbs Switch.

OIL SENDER

75-24301



**Replaces:** Marine Power 0940-002, 456106, Crusader 700425, Mercruiser 90806, 815425T, 8M0068784, 90806A1, OMC 172127, 982650, 3853800, 3857532, Pleasurecraft RO20001, Volvo 3857532  
**Sierra:** 18-5899

**Fits:** OMC 4 Cyl 80-140 HP | 6 Cyl 165 HP | V6 150-205 HP | V8 170-454 HP. Mercruiser 4 Cyl 100-190 HP | 6 Cyl 140-165 HP | V6 165-205 HP | V8 190-900 HP.

**Description:** 1/8"-27 TPI, 10-32 stud terminal, 100 PSI.

TEMPERATURE SENDER

75-03752



**Replaces:** Marine Power 0806-010F12, 456601, Mercruiser 805218T, Crusader 47002, OMC 3850397, CDI E13-0009, Indmar S556013, Volvo 3850397  
**Sierra:** 18-7600

**Fits:** OMC 4.3L V6, 160-205 HP | 5.0L-8.2L V8, 190-415 HP. Mercruiser/Indmar V6/V8.

WIRE LEAD

500492



**Replaces:** Kodiak Marine 10486135  
**Description:** Ignition Switch Interrupt.

COIL WIRE LEAD

500428



**Replaces:** Mercury 817376T01, Crusader 7241790, Kodiak Marine 12097982  
**Description:** Wire Lead from Coil to Distributor used on 3.0L-8.2L Carbureted Engines.

WATER TEMPERATURE SWITCH - 3/8"

457083



**Replaces:** Marine Power 0940-201, Kodiak Marine 512801  
**Sierra:** TS25101

**ALTERNATOR**  
**300-27776**



**Replaces:** Marine Power 475764, Indmar 575014  
**Sierra:** 18-6451  
**Fits:** Mercruiser, MasterCraft, Malibu, PCM, Indmar Engines 5.0L, 5.7L, 6.0L, 6.2L, 8.1L. 11SI/95 AMP Serpentine Pulley & 2" Mounting Foot. Fits GM LS Series Engines.

**ALTERNATOR**  
**300-22258**



**Replaces:** Marine Power 475752, Indmar 575014  
**Sierra:** 18-6451  
**Fits:** 95 AMP. Indmar, Mercruiser, MasterCraft, Malibu Engines 5.0L, 5.7L, 7.4L.

**RELAY**  
**460042**



**Description:** Use on Marine Power MEFI 4 Engines after February 2004. Used for fuel and ECM inside black box located on engine. This is the relay used in the 472630 harness.

**STARTER RELAY**  
**460256**



**Description:** 70 AMP. Use on all Marine Power Carb Engines and MEFI 4 Engines after February 2004.

**STARTER**  
**50-02829**



**Replaces:** Marine Power 475322, 0172-000, Mercury 50-8M0090697, 50-806963A4, 50-806965A2, OMC 988217, Volvo 3856003  
**Sierra:** 18-5919  
**Description:** Straight Across Bolt Pattern. For 12-3/4" Flywheel.

**ALTERNATOR**  
**300-26003**



**Replaces:** Marine Power 475601, Mercury 805884T, Chrysler MA22  
**Sierra:** 18-5965  
**Fits:** Mercruiser GM & MIE Engines and Chrysler Engines. V-Belt Applications, Single Slot Pulley. 65 AMP.

**CONNECTOR DUAL ALTERNATOR**  
**471007**



**FUEL PUMP RELAY**  
**300-08902**



**Replaces:** Marine Power 460004, Mercury 882751A04, Crusader R130011A  
**Sierra:** 18-5850  
**Description:** 30 AMP. Use on all Marine Power Carb Engines. Mer/Merc 135-400R Verados, 8.1L.

**STARTER**  
**50-35863**



**Replaces:** Marine Power 475447, 0174-000, Mercury 50-863007A1, 50-812428A3, 50-806964A2, 50-812604A2, 50-822330A2, Volvo 3854751-9, 3856004-1, OMC 985063, 985064  
**Sierra:** 18-5913  
**Description:** Offset Bolt Pattern. For 14" Flywheel.

**STARTER**  
**50-50519**



**Replaces:** Marine Power 475118, Mercury 50-808011A05, 50-808011A4, Volvo 3862985, 21129980  
**Sierra:** 18-5603-1  
**Fits:** Fits GM & Ford Top Mount Rear Entry for Std. Rotation Engines.

ELECTRICAL

INBOARD

CIRCUIT BREAKER

485006



**Replaces:** Mercury 88-93582, Kodiak Marine 7851-37-50  
**Sierra:** 18-15501  
**Description:** 50 AMP. 4.3L-8.2L. Push Button Reset. Ignition Protected.

ALTERNATOR TENSION BRACKET

292956



**Replaces:** Mercury 85013T  
**Description:** Fits V6, Small and Big Block V8.

STARTER BOLT

10-73278



**Replaces:** Marine Power 001343, 10- 9053432, 10-8083434  
**Sierra:** 18-8402-1, 18-8404-1  
**Fits:** All GM SB & BB Engines with PG260 Style Starters.

PLUG CONNECTOR

471019



**Replaces:** Kodiak Marine KM10605  
**Description:** For 95 AMP Alternator.

FUEL

INBOARD

FUEL PUMP

1399-39524



**Replaces:** Marine Power 438613, OMC 988037, 3855958, 3854280, 3857650, Volvo 3855958, 3854280, 3857650, 988037  
**Sierra:** 18-7330  
**Fits:** 4.3L (V6), 5.0L-8.2L (V8) GM Gasoline Engines.

FUEL PUMP

1399-39543



**Replaces:** Marine Power 438603, Indmar 556014, PCM RA080023, Crusader 23234  
**Fits:** 5.7L (350cid), 7.4L (454cid) Engines. Includes: (2) Viton O-rings, (3) copper fitting parts. **PUMP ONLY.**

FUEL PUMP

35-35282



**Replaces:** Marine Power 395512, OMC 509407, GLM 77115, Mercury 42725A3, 861676A1, 861676T09, 8M0073435, Volvo 3854828  
**Sierra:** 18-7282  
**Fits:** OMC 4 Cyl, 85-130 HP GM Engines, Mercruiser 2.5L-3.7L 4 Cyl, 115-190 HP GM & MIE Engines.

G-FORCE FUEL SYSTEM KIT

438704



**Description:** Marine Power. Includes: G-Force Fuel Pump (438704), Canister (442018), Filter (396007) with O-Ring. Kit comes assembled. Canister is hard anodized.

ELECTRIC FUEL PUMP

438110



**Description:** 7 psi with installed cooler. Used on many Marine Power Engines. Used on Carbureted Engines when Mechanical Fuel Pumps cannot be used.

ELECTRIC FUEL PUMP

438108



**Replaces:** Marine Power 0303-016F1  
**Description:** 7 psi. Used on Carbureted Engines when Mechanical Fuel Pumps cannot be used.

ELECTRIC FUEL PUMP KIT

439000



**Replaces:** Mercury 880890T1, Indmar P-4694, PCM RA080018  
**Description:** Includes Carter 7 psi fuel pump with mounting hardware, hobbs switch and wire lead.

**FUEL INJECTOR**

**1399-39019**



**Replaces:** Marine Power 810F-531, Mercury 881693002

**Fits:** Marine Power 8.1L Engines, MerCruiser V8, 375-425 HP GM & MIE Engines.

**FUEL INJECTOR**

**446155**



**Replaces:** Mercury 879312003, Volvo 21141691

**Fits:** Many MCM 4.3L MPI Engines (s/n OM300000-1A063239), Many 5.0L, 5.7L, 6.2L MPI Engines.

**FUEL INJECTOR**

**446179**



**Replaces:** Indmar-Monsoon

**Description:** Used in 6.2L LS3 GM Engines.  
**Authentic GM Part.**

**FUEL INJECTOR**

**12587269**



**Replaces:** PCM RA087009

**Fits:** 6.0L LY6 GM Injector (2009-10). For PCM ZR409, ZR450 6.0L Engines.

**G-FORCE FUEL PUMP FILTER**

**396007**



**Replaces:** R58011-10 Micron Fuel Filter

**Description:** For all Marine Power G-Force Fuel Systems. Canister can be removed with oil filter wrench to access fuel filter. Includes: Rubber O-ring.

**REPLACEMENT FUEL PUMP CARTRIDGE**

**438716**



**Description:** For Marine Power G-Force Fuel Pump.

**FUEL INJECTOR**

**446105**



**Replaces:** Mercury 885176, Ilmor MV8V-1011, Crusader RA087007, Volvo 3858969  
**Sierra:** 18-7688

**Fits:** Mercruiser 4.3L 2007-Up (s/n 1A063240 & Up) 5.0L, 5.7L, 6.2L V8 (s/n 1A064825 & Up).

**FUEL INJECTOR**

**446167**



**Replaces:** PCM RA087012

**Description:** Use in 6.2L LSA GM Engines.  
**Authentic GM Part.**

**FUEL INJECTOR**

**446181**



**Replaces:** Ilmor

**Fits:** 6.2L LT4 Engines.

**FUEL INJECTOR**

**12613412**



**Replaces:** Volvo 21652126

**Fits:** 6.0L L96 GM Injector (post 2010). Also Volvo and PCM.

**INLINE FUEL FILTER**

**35-35416**



**Replaces:** Marine Power 395512, Indmar S556003, PCM 47004

**Sierra:** 18-7976

**Description:** GM Inline EFI Fuel Filter.

**FUEL REGULATOR/FILTER**

**445204**



**Replaces:** Kodiak Marine 10299146

**Description:** 6.0L, 6.2L. 60 PSI.

FUEL

INBOARD

THROTTLE CONTROL MODULE

477000



**Replaces:** Crusader R116020, Indmar S551381  
**Description:** Use on Many Marine Engines. **Authentic GM Part.**

FUEL LINE

429522



**Sierra:** 18-8115  
**Description:** 5.7L (350cid) Low Pressure Pump to Carburetor Fuel Line. Length 22" from fitting-to-fitting.

COOLING

INBOARD

THERMOSTAT HOUSING

542034



**Replaces:** Mercury 860256A4  
**Sierra:** 18-3530-1  
**Description:** Use on Marine Power 4.3L-5.7L Raw Water Cooling Systems. Piece comes as raw metal with no paint or primer.

THERMOSTAT SPACER

23-05040



**Replaces:** Marine Power 515645, Mercury 23-806922  
**Fits:** Mercruiser V6, V8 (1987-Up) Engines with Standard Cooling & 160° Thermostat plus Insert. Use with Marine Power Part Number 542034 (Thermostat Housing).

160° THERMOSTAT

515621



**Marine Power Only.**  
**Fits:** Use in Marine Power 6.0L, 6.2L LS3 and LSA Engines.

160° THERMOSTAT

75-00404



**Replaces:** Marine Power 515411, Crusader 96358, GLM 13050, Mercury 76270, 76270T  
**Sierra:** 18-3552  
**Fits:** 3.0L 4 Cyl GM Engines.

142° THERMOSTAT

75-03057



**Replaces:** Marine Power 515400, Crusader 96319, BARR MC-29-59137, Chrysler 4142885, GLM 13030, Indmar S985005, Mercury 59137, 4142885, 8052731, 8072521, 807252B1, 807252T1.  
**Sierra:** 18-3551  
**Fits:** Mercruiser 4 Cyl, 6 Cyl, V6, GM | 4 Cyl, 6 Cyl, 302 & 351 Ford Based Engines. Chrysler 4 Cyl, 6 Cyl Engines.

HEAT EXCHANGER

511035

**Description:** Front Mount 4.3L-5.7L.

HEAT EXCHANGER CAP

512029



**Description:** Same cap used on all Marine Power Production Engines. 14 PSI Rating. Dual Seal.

HEAT EXCHANGER ZINC ANODE

531207



**Replaces:** Mercury 97-806000, Yanmar 119574-44150

**Fits:** Yanmar 4LHA-HTE, 4LHA-HTP, 4LHA-DTE, 4LHA-STE, 4LHA-DTZE, 4LHA-STZE, 4LHA-DTP, 4LHA-STP, 4LHA-DTTP, 4LHA-STTP, 6LP-DTE, 6LP-DTZE, 6LP-DTE, 6LP-DTZE, 6LPA-DTP, 6LPA-DTTP, 6LP-STE, 6LP-STZE, 6LPA-STP, 6LPA-STTP.



**MOLDED HOSE**

**32-32403**



**Replaces:** OMC 312781, Indmar S845010, Mercury 32-33189, 32-806825, 32-861590A05, 32-861590A1, 32-861590A2, 32-87108  
**Sierra:** 18-71337

**Fits:** 4 Cyl, 6 Cyl, V6, V8, GM Engines.

**NEOPRENE IMPELLER WITH GASKETS**

**47-07205K**



**Replaces:** Marine Power 527246, DJ Pump 09-105-1201, Jabsco 13554-0001, Johnson Pump 09-812B  
**Sierra:** 18-3306

**Fits:** Johnson Pump & Jabsco Pumps. Includes: O-ring and Gasket. Spline Hub ID: 14.29 mm | OD: 57 mm, W: 48.2 mm | 12 blades.

**CIRCULATING PUMP**

**95-03573**



**Replaces:** Marine Power 830249, Mercury 8M0113736, 883514, 883925, GLM 15330  
**Sierra:** 18-3573

**Description:** For 8.1L GM Engines. Pump is bi-directional. Includes Mounting Gaskets.

**CIRCULATING PUMP**

**95-95105**



**Replaces:** Marine Power 830266, Mercury 879194366, 8M0094406, 46-879194401, 46-8M6005225, Volvo 21124846  
**Sierra:** 18-3506-1

**Fits:** 4.3L, V6 | 5.0L-5.7L, V8 Small Block GM Engines without a water bypass hole.

**CIRCULATING PUMP**

**95-01660**



**Replaces:** Marine Power 830251, OMC 983296, 986074, 987447, 3854118, 3855991, Chrysler MW03, Crusader 30103, GLM 15301, Mercury 17670, 67859, 811573, 850454, 8504541, 850454002, 46-8M0113735, PCM RA057019  
**Sierra:** 18-3577-2

**Fits:** V8 454cid, 502cid GM Engines with stamped steel or composite timing covers. Pump is bi-directional. Includes Mounting Gaskets.

**CIRCULATING PUMP**

**95-03599**



**Replaces:** Marine Power 830213, OMC 382218, 383953, 980477, 985429, 3853850, Chrysler MW02, Crusader 20318, GLM 15201, Indmar S551045, Mercury 17437, 60658, 850399, 8503991, 850399002, 46-8M0113734, PCM RA057018  
**Sierra:** 18-3599-2

**Fits:** 4.3L, 5.0L, 5.7L GM Engines. Pump is bi-directional. Has the third bypass hole.

**CIRCULATING PUMP**

**95-01651**



**Replaces:** Marine Power 830255, OMC 986779, 3854017, 3858340, Chrysler MW01, GLM 15100, Mercury 65142, 814755, 880817, 884727, 65142A1, 8M0113733, Volvo 3854017, 3858340  
**Sierra:** 18-3593

**Fits:** 4 Cyl, 6 Cyl Inline GM Engines. Use on 2.5L, 3.0L (1967-Up). Includes Gaskets.

**BRASS DRAIN ELBOW ASSEMBLY**

**246896**



**Replaces:** Mercury 22-862210A01, 22-806926A1

**Description:** Use on Mercruiser V6, V8 Marine Engines. 3/4" x 1". 90° with Drain.

COOLING

INBOARD

CIRCULATING PUMP PULLEY

514516



**Replaces:** Mercury 73483T, Kodiak Marine 3995646  
**Fits:** 3.0L, 4.3L, 5.0L, 5.7L.  
**Description:** Dual Groove 2V-Belt Pulley.

SEAWATER PUMP

46-13199



**Replaces:** Marine Power 524531, GLM 12097  
 Mercury 46-72774A86, 46-807151A9  
**Fits:** Mercruiser V6, 155-175 HP | V8, 180-500 HP  
 GM & MIE Engines with Serpentine Belt. Includes: Pulley, a HYDRA® Impeller, and stainless steel double lip seals.

EXHAUST ELBOW AND RISER KIT

600033



**Replaces:** Mercury 12076A2, 32-44348001  
**Sierra:** 18-1975-1, 18-2748  
**Description:** Direct Mercruiser Replacement. For 2.5L, 3.0L Late Model Applications (1982-85, 1990-Up). Diameter 4". Two bolt pattern. Includes: Mounting hardware, gaskets and exhaust bellow with clamps.

EXHAUST MANIFOLD AND RISER KIT

612881



**Fits:** 7.4L (454cid), 8.2L (502cid) Big Block Chevy Engines.  
**Description:** Semi-tuned aluminum. Can be used with fresh water or raw water cooling systems.

EXHAUST MANIFOLD AND RISER KIT

612588

**Fits:** 5.3L, 6.2L Gen V.

WATER PUMP KIT WITH HOUSING

46-13159



**Replaces:** Marine Power 4613159, GLM 12392, Mercury 46-807151A14  
**Sierra:** 18-3150  
**Fits:** Mercruiser V8, 200-575 HP. Alpha One, Alpha Gen II, Bravo, SSM & Dry Six Drive Water Pumps.

TRANSMISSION/ENGINE OIL COOLER

513615



**Description:** Length 6". 1-1/4" Water Hose Connections. Bare metal ready for primer and paint.

MP2K EXHAUST RISER KIT

611001



**Description:** Aluminium. Can be used with fresh water or raw water cooling systems. Includes: Riser hardware kit, tube sealing components, O-rings, gaskets and riser. Riser comes unpainted ready for primer and paint.

MP2K EXHAUST RISER KIT

611002A



**Fits:** 4.3L-8.2L Engines with Marine Power MP2K Aluminum Exhaust.



EXHAUST MANIFOLD AND RISER KIT

612562



**Fits:** 5.0L (305cid), 5.7L, (350cid) Engines.

**Description:** Includes parts configured for both raw and fresh water cooling systems. Includes: (2) Manifolds, (2) Risers, Riser to Manifold Gaskets and hardware. Unpainted.

EXHAUST RISER SPACER

612045



**Description:** 4.3L (262cid) to 8.2L (502cid) Engines with Marine Power MP2K Aluminum Exhaust. 3" Riser Spacer.

DRY JOINT RISER

57-57502



**Replaces:** Marine Power 613162, GLM 51146, HGE 4309, Mercury 864309T02

**Fits:** Mercruiser V6, V8 (305, 350, 377 cid) (2002-04) MCM GM Engines with Dry Joint Exhaust Manifold. (Serial #s 0M600000-0W309999).

**Description:** 4" O.D. 7° Down Angle.

DRY JOINT EXHAUST MANIFOLD

57-57501



**Replaces:** Marine Power 613148, GLM 51237, BARR MC-1-865735, HGE 5735, Mercury 865735A02  
**Sierra:** 18-1843

**Fits:** 5.0L, 5.7L, 6.2L V8 GM Engines.

EXHAUST MANIFOLD AND RISER KIT

612663



**Fits:** 6.0L, 6.2L (LS3 and LSA) GM LS Engines.

**Description:** Includes: (2) Manifolds, (2) Risers, Riser to Manifold Gaskets and hardware. Unpainted.

MP2K EXHAUST RISER

611000



**Fits:** 4.3L (262cid) - 8.2L (502cid) Engines with Marine Power MP2K Aluminum Exhaust.

**Description:** 4" Riser. Can be used with fresh water or raw water cooling systems. Riser comes unpainted ready for primer and paint.

DRY JOINT RISER

57-57517



**Replaces:** Marine Power 613150, GLM 51147, Mercury 864591T02, BARR MC-20-864591, HGE 4591  
**Sierra:** 18-1845

**Fits:** Mercruiser V6, V8 (2004-Up) MCM GM Engines with Center Rise Outlet Exhaust Manifold.

**Description:** 4" O.D.

EXHAUST MANIFOLD AND RISER KIT

57-57501 / 57-57517



**Replaces:** Marine Power 613182, Mercury 865735A02 + 864591T02 (2 Each)

**Fits:** 5.0L, 5.7L, 6.2L (2004-Up) Small Block Marine Gas Engines with Dry Joint Style Exhaust.

**Description:** Does not replace older manifolds, log style manifolds or 14° down-angle risers. Includes: Gaskets and hardware.

COOLING

INBOARD

MP2K EXHAUST MANIFOLD

611555



**Fits:** 5.0L (305cid), 5.7L (350cid) Engines.

**Description:** Can be used with fresh water or raw water cooling systems. Manifold comes unpainted ready for primer and paint.

MP2K EXHAUST MANIFOLD

611888



**Description:** Use on Marine Power Production Engines. Shipped bare metal ready for primer and paint. Uses Riser Part #611000.

MP2K EXHAUST MANIFOLD

611666



**Fits:** 6.0L, 6.2L, LS3, LSA Engines.

**Description:** Semi-tuned aluminum. Can be used with fresh water or raw water cooling systems.

EXHAUST MANIFOLD

611726



**Fits:** 5.3L (L82), 6.2L (L87, LT4) Engines.

EXHAUST MANIFOLD

611713



**Fits:** 5.3L (L82/L83), 6.2L (L86/L87, LT4) Engines with Full System Fresh Water Cooling.

EXHAUST MANIFOLD

57-57510



**Replaces:** Marine Power 611447, BARR MC-1-865735, GLM 51237, HGE 5735, Mercury 865+A31:G31735A02  
**Sierra:** 18-1952-1

**Fits:** Model 185R, 185MR, 205R, 205MR, 229cid, 262cid (V6 Engines).

EXHAUST MANIFOLD

57-57511



**Replaces:** Marine Power 613352, GLM 51240, BARR MC-1-89011, HGE 9011, Mercury 807078T10, 89011A8  
**Sierra:** 18-1957-2

**Fits:** Most Mercruiser (GM) V8 Big Blocks with Center Riser.

EXHAUST MANIFOLD

57-57514



**Replaces:** Marine Power 613605, OMC 3852374, 3857723, GLM 51430, BARR OMC-1-914035, HGE 4035, Volvo 3852374, 3857723  
**Sierra:** 18-1986-1

**Fits:** V8 305-350cid (1994-01) Small Block GM Engines.

EXHAUST MANIFOLD

57-57520



**Replaces:** Marine Power 0994-100, GLM 51230, BARR MC-1-87114, HGE 7114, Mercury 87114A19  
**Sierra:** 18-1953-2

**Fits:** Most MerCruiser (GM) Small Blocks with Center Riser.

MANIFOLD END PLATE

612108



**Replaces:** Mercury 73813A1, BARR 1-73813  
**Sierra:** 18-1990

**Description:** 3.0L (181cid) MerCruiser Style Exhaust. Does not have a hose barb.

MANIFOLD END PLATE WITH BARB

612110



**Replaces:** Mercury 60252A2  
**Sierra:** 18-4009

**Fits:** 3.0L (181cid) MerCruiser 140, 165, 198, 228, 255, 260, 898 Inboard and Sterndrive Engines with log style exhaust manifolds.

SERPENTINE BELT

260832



**Description:** For 6.0L Drive and Alternator Belt. Marine Power Application with No Power Steering.

V ALTERNATOR BELT

260515



**Description:** Requires 2 Belts for Double V Pulleys on most 4.3L and 5.7L Marine Power Engines.

TIMING COVER

804016



**Replaces:** Mercury 8M0181746, Indmar 556294, Crusader R004010A, Volvo 3862263

**Description:** 5.7L. Torque to yield. Includes mounting and Camshaft Sensor provision.

TIMING COVER

804007



**Replaces:** Mercury 835005, Indmar 556222, Crusader R004010, OMC 3856594, Volvo 3856594

**Description:** For 5.0L (305cid), 5.7L (350cid) GM Engine Blocks. No crank sensor, older style. **Authentic GM Part.**

PUSHROD COVER

0014-401



**Replaces:** Mercury 814702, OMC 914330, Volvo 3853138

**Fits:** All 3.0L (181cid) GM Engines.

INTAKE MANIFOLD

425050



**Description:** For 5.0L (305cid), 5.7L (350cid) Vortec Marine Engines. Secure to heads with 8 bolts. The perfect performance upgrade for Mercruiser and Volvo engines with both 2 and 4 barrel carburetors. 2 barrel applications require a carburetor.

SERPENTINE BELT

260872



**Description:** LSA Power Steering.

BELT TENSIONER

12569301



**Replaces:** Kodiak Marine 38328

**Description:** Tensioner Pulley for Marine Power 6.2L (LS3) Engines.

SUPERCHARGER TENSIONER

12622452



**Description:** Tensioner Assembly 6.2L LSA Supercharger Belt.

FRONT TIMING CHAIN COVER

0014-058



**Replaces:** Mercury 59341A1, OMC 914327, Volvo 3853135  
**Sierra:** 18-56870

**Description:** For all 3.0L (181cid) GM Engines. Includes seal. **Original GM Part.**

CRANK FRONT SEAL

0025-005



**Replaces:** Mercury 97335, Volvo 3853341  
**Sierra:** 18-1213

**Description:** Timing Chain Cover (Front Cover) Seal for 3.0L, 5.7L GM Engines. **OEM GM Part.**

INTAKE MANIFOLD

425113



**Description:** Performance Big Block Chevy Carbureted Intake Manifold. Oval Port and Dual Plane. This Iron Big Block 4 Barrel Manifold will fit all 396 (502cid) Engines with large oval port heads.

ENGINE

INBOARD

SHORT TRUNION MOUNT

330403



**Replaces:** Mercury 66418T  
**Description:** Forward Engine Mount used in most Marine Power and Mercruiser Engines. Mount is a cast iron that is available in three sizes (Short, Medium, Long).

ISOLATOR MOUNT

93-00515



**Replaces:** Marine Power 330200, Mercury 66284A2  
**Description:** Front Engine Mount (DF216). Distance between mounting holes is 4". Up to 1,200 lbs. Stud size: 3/4"-16. 5-1/4" L. 2-5/8" W. HP Range: 500+. Fits mounting bolt size: 1/2". Mounting bolt and slot center to center: 4". Minimum clearance 2-3/8"

DIPSTICK INDICATOR

371675



**Description:** For Marine Power 6.0L Engines with Marine Power Cast Aluminum Oil Pans. **AC Delco/GM Part.**

DIPSTICK TUBE

373059



**Description:** 4.3L (262cid) Inboard/Outboard Dipstick Tube.

DIPSTICK TUBE

373201



**Description:** Marine Power SportPac Dipstick Tube.

PVC VALVE

445052



**Replaces:** Marine Power 0701-003N2, Mercury 21-806118  
**Sierra:** 18-33800  
**Fits:** MCM 262cid Mag EFI, 4.3L EFI. Both Small and Big Block Marine GM Engines.

MEDIUM TRUNION MOUNT

330427



**Replaces:** Mercury 66418T  
**Description:** 4.3L (262cid) - 8.1L (496cid). Forward Engine Mount used in most Marine Power and Mercruiser Engines. Mount is a cast iron that is available in three sizes (Short, Medium, Long).

TRUNION PIN

331708



**Replaces:** Marine Power 0032-00316, Mercury 66166A4  
**Description:** Use in most Mercruiser and Marine Power Engine Packages. Pin is 4-3/4". Sold individually. Use Trunion Mount (PN: 330403) and Isolator Mount (PN: 93-00515) for complete mount refurbish.

DIPSTICK INDICATOR

371663



**Description:** 4.3L (262cid) - 8.2L (502cid).

DIPSTICK TUBE

373100



**Description:** 5.7L (350cid) Marine Power Ski and Volvo Style I/O's Dipstick Tube.

DIPSTICK TUBE

373251



**Description:** 8.1L (496cid) Factory Pan-Port Dipstick Tube.

DIPSTICK TUBE

373115



**Fits:** All Marine Power E5.0V-MR2 and E5.7V-MR2 Engines.  
**Description:** For Marine Power 5.0L (305cid), 5.7L (350cid) Engines with Mercruiser Style Manifolds.

**OIL PAN**  
**370039**



**Replaces:** Mercury 845668T  
**Sierra:** 18-0614  
**Description:** For 7.4L (454cid) Big Block Engines. For 1 Piece Rear Main Seal. **Authentic GM Replacement Part.**

**OIL FILTER**  
**35-57802**



**Replaces:** Marine Power 0904-000, 397578, Chris-Craft 16.81-06536, Chrysler 1851658, Crusader 9002514, Mercruiser 60565, 35-802886Q, OMC 173231, 502900, Pleasurecraft R077001, Yamaha YSC-16231-20  
**Sierra:** 18-7875  
**Description:** For use on remote oil kit. Thread spec: 3/4"-16 NPT.

**REMOTE OIL FILTER KIT**  
**380004**



**Description:** Mounts on Mercruiser (1983-Up) & Marine Power Center Rise Exhaust Manifold Systems. Includes: Oil filter, bracket with fittings, high pressure oil hoses with fittings.

**OIL PAN**  
**0025-240**



**Replaces:** Mercury 8M0122492, Volvo 3857863  
**Fits:** All 3.0L (181cid) GM Engines.

**OIL FILTER**  
**397554**



**Replaces:** Mercury 35-16595Q, PCM 47047, Indmar 556003  
**Sierra:** 18-7876-1  
**Fits:** 4.3L, 5.7L ENPAC Engines.  
**Description:** Sterndrive and Inboard Oil Filter. Thread spec: 13/16"-16 NPT.

**REMOTE DUAL OIL FILTER KIT**  
**380016**



**Description:** Kit can be mounted near engine in the boat. Does not have to mount on engine itself. Includes: Oil Filters, bracket and fittings, high pressure oil hoses with fittings.

**BELL HOUSING**  
**703111A**



**Replaces:** Mercury 814309A1, Crusader 96938, PCM R142006, Volvo 3857846  
**Sierra:** 18-2434  
**Description:** 3.0L (181cid) - 8.2L (502cid). Modified for Jet Pumps, Borg Warner style bell housing suitable for three point mounted jet pumps.

**DAMPER PLATE**  
**702185**



**Replaces:** Marine Power 701121, Mercruiser 860125T, 19750T, 47607, 47607A1.  
**Fits:** 5.7L-MPI, 6.2L, 7.4L-MPI, 8.1L Engines.  
**Description:** For 26 spline transmissions. Inboard Drive Plate for Velvet Drive 71C (10:17), 72C (10:18), Hurth Transmissions.

**DAMPER PLATE**  
**702159**



**Replaces:** Marine Power 0071-000, Borg Warner 1004-650-006, AS4- K2C.  
**Fits:** 3.0L (181cid) - 5.7L (350cid).  
**Description:** Univeral. Most GM with a 14" flywheel. For Velvet Drive Marine Transmissions. Common use 6.66" RAD. (triangle) 1.353 Spline 26 Tooth.

ENGINE

INBOARD

POWER STEERING PRESSURE HOSE

387806



**Replaces:** Mercury 32-90494

**Fits:** Almost all Alpha/Bravo 1981-96.

POWER STEERING PRESSURE HOSE

387832



**Replaces:** Mercury 32-80622216

**Description:** Newer style.

POWER STEERING PUMP

521030



**Description:** 4.3L (262cid) - 8.2L (502cid). **Without Resevior.**

POWER STEERING RETURN HOSE

387820



**Replaces:** Mercury 32-9884339, Volvo 3854056

**Fits:** Most Mercruiser Engine Applications 140 HP 4 Cyl 3.0L/470, 3.7L, 4 Cyl, V6 4.3L (262cid), V8 5.0L (305cid), V8 5.7L (350cid) (1983-91).

POWER STEERING PUMP PULLEY

514821



**Replaces:** Marine Power 0310-001  
**Sierra:** 18-8227

**Description:** Use on Marine Power Power Steering Kit.

GASKETS

INBOARD

OIL PAN GASKET

288630



**Replaces:** Mercury 27-8M0150304, 27-13864, 27-138651, Crusader 7090380, OMC 3856138, Kodiak Marine 10108676  
**Sierra:** 18-1237

**Fits:** 5.7L. **Authentic GM Part.**

OIL PAN GASKET

288654



**Replaces:** Mercury 27-845628, 27-811566, Crusader RM0230, Marine Power 0053- 245F7, OMC 3853510, Volvo 3853510  
**Sierra:** 18-1232

**Fits:** GM V8, 454 (502cid) Gen V & VI (1992-Up) Engines.

OIL PAN GASKET

441218



**Replaces:** Ilmor MV8V-1316

**Fits:** L76, L99, LS1, LS2, LS3, LS6, LS7, LS9, LSA

**Description:** Composed of steel with a neoprene seal for use with stock pans and fabricated high-capacity pans.

OIL PAN GASKET

801111



**Replaces:** Mercury 27-810846T (1PC) OMC 914820, Volvo 3853343  
**Sierra:** 18-1239

**Fits:** All 3.0L (181cid) GM Engines.

CIRCULATING PUMP GASKET

286066



**Replaces:** Mercury 27-34897, Volvo 3852477, Indmar 551033, OMC 3852477, 909835, GLM 31380, Kodiak Marine 3754587  
**Sierra:** 18-0891

VALVE COVER GASKET

801096



**Replaces:** Mercury 27-806452 SS to 27-851040, OMC 913277, Volvo 3852693  
**Sierra:** 18-0347

**Description:** 3.0L GM Engines.



**THERMOSTAT TO ENGINE GASKET**

**280153**



**Replaces:** PCM RM0121, Indmar 55-1004, Kodiak Marine 10105135  
**Fits:** 4.3L, 5.7L, 7.4L. Crusader MP5.0L/5.7L Freshwater Cooled Marine Engines from 2004, Crusader MP8.1L Water Distribution Housing to Water Crossover Assembly, Indmar 55-1004 (2007-Up) with 2 bolt housing catalyst.

**GASKET BLOCK OFF PLATE**

**283705**



**Description:** 5.7L (Pre-1991) Volvo Style Exhaust.

**EXHAUST RISER GASKET**

**283301**



**Replaces:** Volvo 857618, GLM 30580  
**Sierra:** 18-2971-1  
**Description:** Use on (Pre-1991) Volvo Applications.

**EXHAUST RISER GASKET**

**283135**



**Replaces:** Mercury 27-863725, 27-8637251, GLM 30220  
**Sierra:** 18-0672  
**Description:** For Fresh Water Cooled System.

**RISER GASKET**

**27-27779**



**Replaces:** Marine Power 283351, Volvo 386319, OMC 351325, 913783, BARR OMC47-909786, GLM 33810  
**Sierra:** 18-0943-2  
**Fits:** 4.3L V6, 160-190 HP | 5.0L-8.1L V8, 190-430 HP GM Engines. Fits Cobra 4.3L V6 | 5.0L-5.8L V8 Exhaust Manifolds and "Hi-Rise" Extension Kits.

**CARB GASKET**

**27-00333**



**Replaces:** Marine Power 285242, Mercury 27-8079821, GLM 32180, BARR MC47-27-70143  
**Sierra:** 18-0994  
**Fits:** Marine Power 3.0L (181cid), Mercruiser 4 Cyl, 120-140 HP | V6, 165-205 HP | V8, 200-383 HP GM and MIE Engines.

**BLOCK OFF - EXHAUST ELBOW PLATE**

**283678**



**Replaces:** BARR 20-87918  
**Description:** For Mercury Style Exhaust Elbow. Used on Closed Cooling Systems 4.3L - 8.2L.

**EXHAUST RISER GASKET**

**283147**



**Description:** For use on Marine Power Catalyst Exhaust Systems (Post 2011).

**RISER GASKET**

**27-00398**



**Replaces:** Marine Power 283034, Mercury 997772, BARR MC47-27- 99777, GLM 31520  
**Sierra:** 18-2833  
**Fits:** Marine Power 3.0L using Mercury Style Exhaust Manifolds. Mercruiser 4 Cyl, 120-190 HP | V8, 180-260 HP GM and MIE Engines.

**RISER GASKET**

**27-00524**



**Replaces:** Marine Power 283109, Mercury 863724Q, BARR MC47-27- 41813, GLM 30240  
**Sierra:** 18-0897  
**Fits:** Mercruiser V6, 175-205 HP | V8, 200-500 HP GM & MIE Engines. Marine Power Engines with Mercruiser Style Exhaust Gasket (Raw Water System).

GASKETS

INBOARD

MANIFOLD GASKET

27-00740-1



**Replaces:** Marine Power 287770, Crusader 96653, GLM 33760, Mercury 27-46820, Volvo 3852472  
**Sierra:** 18-0418

**Fits:** 7.4L-8.2L, V8, GM Engines.

EXHAUST MANIFOLD GASKET

27-00099-HD




**Replaces:** Mercury 802232, 27-33395, Volvo 3852468, OMC 909314, GLM 31101, BARR OMC47-909314  
**Sierra:** 18-2902-1-9

**Fits:** All Marine Power Small Block Chevy (GM) 283, 305, 327, 350 CID, 5.0L, 5.7L Engines, OMC 5.0L-5.7L V8, 185-350 HP Engines, Mercruiser 5.0L-5.7L V8, 180-377 HP GM & MIE Engines.

INTAKE MANIFOLD GASKET

287804




**Replaces:** Mercury 27-807473A1, PCM RM02, Crusader 23536, Marine Power 2857753, OMC 3857662, Volvo 3857662, GLM 30347  
**Sierra:** 18-0488

**Fits:** MCM 350 Mag, 5.0L, 5.7L/LX Gen II (1996-Up).

CYLINDER HEAD GASKET

287070



**Replaces:** Mercury 27-879150140, 27-11986, 27-816460, Crusader 7057310, OMC 3854299, Volvo 3854299, Kodiak Marine 12552362  
**Sierra:** 18-3879

**Description:** 4.3L. Authentic GM Head Gasket.

CROSSOVER GASKET

286143



**Replaces:** Mercury 27-881620001, Volvo 3861286, Crusader RM0268

**Description:** For 8.1L Marine Power Engines.

EXHAUST MANIFOLD GASKET

12617944



**Description:** GM LS Engine Exhaust Manifold.

INTAKE MANIFOLD GASKET

287703



**Replaces:** Mercury 27-824326002, Crusader 7150950, OMC 3855807, Volvo 3855807, Kodiak Marine 12529196  
**Sierra:** 18-0487

**Fits:** MCM 262 Mag & 4.3L LX/LH/LXH Gen II (1996-Up).

CYLINDER HEAD GASKET

287068



**Replaces:** Mercury 27-342731, 27-34273, 27-52364, OMC 311210, 3853336, Volvo 3853336  
**Sierra:** 18-2946

**Description:** 3.0L. Authentic GM Head Gasket.

CYLINDER HEAD GASKET

287133



**Replaces:** Crusader 31136, RM0227, RM0254, Mercury 27-879150141, OMC 3853511, PCM RM0197, Volvo 3853511  
**Sierra:** 18-3887

**Description:** For Big Block 7.4L (454cid) (1991-00). OEM GM Part.

TIMING COVER GASKET

0014-061



**Replaces:** Mercury 27-49953, Volvo 3852691, OMC 912988, 913275, 3852691  
**Sierra:** 18-0887

**Description:** 3.0L (181cid).

**BLOCK OFF GASKET**

**283111**



**Description:** 4.3L (262cid) - 7.4L (454cid) Fresh Water Cooled MP2K Riser.

**DISTRIBUTOR GASKET**

**288426**



**Replaces:** Mercury 27-344863, Chriscraft 16.50-00162, OMC 312780, 3852109, Volvo 3852109, GLM 31370  
**Sierra:** 18-0874  
**Description:** 4.3L - 7.4L.

**FUEL PUMP GASKET**

**288705**



**Description:** G-Force Fuel Pump Canister End Cap.

**RISER GASKET (OLD STYLE)**

**282917**



**Description:** 4.3L (262cid) - 7.4L (454cid) MP2K Risers.

**WATER TUBE SEAL O-RING**

**282931**



**Description:** 5.7L - 6.2L O-ring use on Marine Power Sealing Tubes between the Exhaust Manifold and Exhaust Riser.

**ENDPLATE HEAT EXCHANGER GASKET**

**282056**



**Replaces:** Mercury 27-99960, GLM 31830  
**Sierra:** 18-0389  
**Fits:** Marine Power 4" Diameter Heat Exchangers.  
Note: 2 used on each tank.

**ENDPLATE GASKET**

**27-00314**

**Replaces:** Marine Power 283046, Mercury 27-480431, BARR MC47-27-48043, GLM 31490  
**Sierra:** 18-2832-1  
**Fits:** Marine Power 3.0L using Mercury Style Exhaust Manifolds. Mercruiser 4 Cyl, 120-140 HP | V8, 228-460 HP GM and MIE Engines.



DRIVE

INBOARD

EXHAUST BELLOW

61-01999



**Replaces:** Marine Power 6101999, OMC 914036, GLM 89190, Volvo 3850426  
**Sierra:** 18-2764

**Fits:** 2.5L-3.0L, 4 Cyl | 3.4L, V6 | 5.0L-5.8L, V8 Transom Mounts.

ENGINE COUPLER

93-01446



**Replaces:** Marine Power 9301446, GLM 11500, Mercury 32492A3, 32492A5, 38965A1, 38965A2, 76850A2  
**Sierra:** 18-2171

**Fits:** Mercruiser MC-1 & R/ MR/Alpha One Drives with older Chevy & GM V6 & V8 Engines with 2 pc rear main seals.

COUPLING ASSEMBLY

93-93203



**Replaces:** Marine Power 701121, GLM 11532, Mercury 18643A5  
**Sierra:** 18-2323

**Fits:** Mercruiser Alpha One, Alpha Gen II & Bravo (LX Model) Transom. For GM 4, 6 and 8 Cyl Engines with 14" Flywheel.

GIMBAL BEARING

30-00805



**Replaces:** Marine Power 3000805, Mercury 30-862540A3, 862540A04, 862540T1, 879194A01  
**Sierra:** 18-21006

**Fits:** Mercruiser Alpha Gen II, Bravo, Bravo X, Bravo XR & Bravo XZ.

SHIFT CABLE KIT

64-02824

**Replaces:** Marine Power 6402824, GLM 21453, Mercury 815471T1  
**Sierra:** 18-2604

**Fits:** Fits Mercruiser Bravo, Bravo X, Bravo XZ, Bravo ZR & Blackhawk Transom Shift.

EXHAUST BELLOW - 4"

61-01520



**Replaces:** Marine Power 279009, GLM 89120, Mercury 32-44348001, 32- 44348T  
**Sierra:** 18-2748

**Fits:** Mercruiser Alpha One, Alpha Gen II, Bravo & SSM Bell Housing Assemblies.

ENGINE COUPLER

93-93210



**Replaces:** Marine Power 701169, Mercury 8M0098795  
**Sierra:** 18-2412-1

**Fits:** Mercruiser Bravo I, II, III Drives.

COUPLING ASSEMBLY

93-93600



**Replaces:** Marine Power 701107, Mercury 12632A6  
**Sierra:** 18-2321

**Fits:** Mercruiser Alpha One & Alpha Gen II (LX Model) Transom. 3.0L and 3.0LX Engines (1990-98).

TRANSOM SEAL KIT

61-08396



**Replaces:** Marine Power 6108369, GLM 21961, Mercury 30-803100T1  
**Sierra:** 18-8212-1

**Fits:** Mercruiser Bravo & Blackhawk Drives.



# COMPETITIVE INTERCHANGE

BORG  
WARNER

BORG WARNER	EMP PART #	PAGE #
1004-650-006	702159	61

BORG WARNER	EMP PART #	PAGE #
AS4-K2C	702159	61

BRP/EVINRUDE/JOHNSON/OMC

BRP/EVINRUDE/JOHNSON/OMC	EMP PART #	PAGE #
382218	95-03599	55
383953	95-03599	55
980477	95-03599	55
985429	95-03599	55
3853850	95-03599	55
983296	95-01660	55
986074	95-01660	55
987447	95-01660	55
3854118	95-01660	55
3855991	95-01660	55
312781	32-32403	55
988217	50-02829	51
509407	35-35282	52
3850357	1300-36039	49
3854003	300-13348	48
312780	288426	65
503749	470300	46
909314	27-00099-HD	64
909835	286066	62
912988	0014-061	64
913275	0014-061	64
913277	801096	62
914327	0014-058	59
914330	0014-401	59
914820	801111	62
3852109	288426	65
3852477	286066	62
986779	95-01651	55

BRP/EVINRUDE/JOHNSON/OMC	EMP PART #	PAGE #
3854017	95-01651	55
3858340	95-01651	55
3852691	0014-061	64
3853336	287068	64
3853510	288654	62
3853511	287133	64
3854299	287070	64
3855807	287703	64
3856138	288630	62
3856594	804007	59
3857662	287804	64
3854002	300-03755	46
3854548	300-03062	48
986643	300-03060	48
775438	300-03073	48
988037	1399-39524	52
3855958	1399-39524	52
3854280	1399-39524	52
3857650	1399-39524	52
3854260	300-03060	48
3852374	57-57514	58
3857723	57-57514	58
173231	35-57802	61
502900	35-57802	61
351325	27-27779	63
913783	27-27779	63
914036	61-01999	66

CHRIS-  
CRAFT

CHRIS-CRAFT	EMP PART #	PAGE #
16.50-00162	288426	65

CHRIS-CRAFT	EMP PART #	PAGE #
16.81-06536	35-57802	61



# COMPETITIVE INTERCHANGE

CRUSADER

CRUSADER	EMP PART #	PAGE #
38070	300-03062	48
23536	287804	64
96319	75-03057	54
30103	95-01660	55
31136	287133	64
96653	27-00740-1	64
7057310	287070	64
23234	1399-39543	52
7090380	288630	62
7150950	287703	64
7241790	500428	50
R004010A	804016	59
RM0227	287133	64

CRUSADER	EMP PART #	PAGE #
RM0230	288654	62
RM0254	287133	64
R004010	804007	59
R020035A	464040	49
R116020	477000	54
RA107044	480359	47
RA087007	446105	53
7243200	300-03755	46
96358	75-00404	54
RM0268	286143	64
20318	95-03599	55
9002514	35-57802	61

GLM

GLM	EMP PART #	PAGE #
15201	95-03599	55
71820	300-03073	48
71870	300-03092	48
13030	75-03057	54
12392	46-13159	56
51147	57-57517	57
51146	57-57502	57
71660	300-03093	48
51237	57-57501	57
15100	95-01651	55
71420	300-03060	48
12097	46-13199	56
71400	300-03062	48
15330	95-03573	55
72113	300-03755	46
13050	75-00404	54
15301	95-01660	55
72114	300-03755	46
77115	35-35282	52
30220	283135	63
30347	287804	64
30580	283301	63

GLM	EMP PART #	PAGE #
31101	27-00099-HD	64
31370	288426	65
31380	286066	62
31830	282056	65
31490	27-00314	65
73190	300-13348	48
33760	27-00740-1	64
51220	57-57510	58
51240	57-57511	58
51430	57-57514	58
51230	57-57520	58
32180	27-00333	63
31520	27-00398	63
33810	27-27779	63
30240	27-00524	63
89190	61-01999	66
89120	61-01520	66
11500	93-01446	66
11532	93-93203	66
21961	61-08396	66
21453	64-02824	66



ILMOR	EMP PART #	PAGE #
MV8V-1011	446105	53

ILMOR	EMP PART #	PAGE #
MV8V-1316	441218	62

INDMAR	EMP PART #	PAGE #
S845010	32-32403	55
S551045	95-03599	55
S556132	300-03755	46
551033	286066	62
P-4694	439000	52
S985005	75-03057	54
556003	397554	61
556222	804007	59
S556096	300-13348	48

INDMAR	EMP PART #	PAGE #
556014	1399-39543	52
556294	804016	59
575014	300-22258	51
575014	300-27776	51
556324	480151	47
55-1004	280153	63
S556083	300-03062	48
S556345	300-03093	48
S551381	477000	54

KODIAK MARINE	EMP PART #	PAGE #
38328	12569301	59
512801	457083	50
1103993	480140	47
3754587	286066	62
3995646	514516	56
10105135	280153	63
10108676	288630	62
10299146	445204	53
10486024	009159	46
10486025	500442	50
10486135	500492	50

KODIAK MARINE	EMP PART #	PAGE #
12097982	500428	50
12192449	470625	46
12529196	287703	64
12550034	287804	64
12552362	287070	64
12589321	462600	49
12622452	12622452	59
7851-37-50	485006	52
KM10605	471019	52
KM2060	481111	47
KM2102A	481058	47

MARINE POWER	EMP PART #	PAGE #
475322	50-02829	51
0172-000	50-02829	51
439000	439000	52
462503	1300-36036	49
810F-531	1399-39019	53
438613	1399-39524	52
481503	300-03755	46
35-35416	35-35416	53
009159	009159	46
246896	246896	55
464228	1300-03771	49
260515	260515	59
260832	260832	59

MARINE POWER	EMP PART #	PAGE #
260872	260872	59
280153	280153	63
282056	282056	65
282917	282917	65
4613159	46-13159	56
283046	27-00314	65
515400	75-03057	54
282931	282931	65
283135	283135	63
283147	283147	63
283301	283301	63
283678	283678	63
283705	283705	63



# COMPETITIVE INTERCHANGE

MARINE POWER

MARINE POWER	EMP PART #	PAGE #
286066	286066	62
286143	286143	64
287068	287068	64
475752	300-22258	51
287070	287070	64
287133	287133	64
287703	287703	64
287804	287804	64
287770	27-00740-1	64
288426	288426	65
0053- 245F7	288630	64
0053- 245F7	288654	64
292956	292956	52
330403	330403	60
330427	330427	60
331708	331708	60
370039	370039	61
371663	371663	60
371675	371675	60
373059	373059	60
373100	373100	60
373115	373115	60
373201	373201	60
0994-100	57-57517	57
373251	373251	60
380004	380004	61
380016	380016	61
387806	387806	62
387820	387820	62
387832	387832	60
396007	396007	53
397554	397554	61
425050	425050	59
425113	425113	59
429522	429522	54
438110	438110	52
438704	438704	52
438716	438716	53
441218	441218	62
445052	445052	60
446105	446105	53

MARINE POWER	EMP PART #	PAGE #
446155	446155	53
446167	446167	53
446179	446179	53
446181	446181	53
456118	456118	50
457007	457007	50
457083	457083	50
460004	300-08902	51
460042	460042	51
460256	460256	51
462207	462207	49
462600	462600	49
462729	462729	49
462743	462729	49
464014	464040	49
464026	464026	49
464038	464040	49
464040	464040	49
470300	470300	46
470511	470511	46
470570	470570	46
470625	470625	46
471007	471007	51
471019	471019	52
474523	474523	49
475601	300-26003	51
477000	477000	54
001343	10-73278	52
10- 9053432	10-73278	52
10-8083434	10-73278	52
480133	480133	47
438603	1399-39543	52
480140	480140	47
480151	480151	47
480155	480155	47
481553	300-30019	46
445127	300-03094	46
481034	481034	47
481058	481058	47
481111	481111	47
481159	481159	47





MARINE POWER	EMP PART #	PAGE #
482226	482226	48
485006	485006	52
500101	500101	50
500428	500428	50
500442	500442	50
511035	511035	54
512029	512029	54
513615	513615	56
527246	47-07205K	55
514516	514516	56
464204	1300-36066	49
514821	514821	62
515621	515621	54
482125	300-03092	48
482113	300-03093	48
482036	300-03060	48
482101	300-03062	48
521030	521030	62
531207	531207	54
542034	542034	54
515645	23-05040	54
613162	57-57502	57
600033	600033	56
611000	611000	57
611001	611001	56
611555	611555	58
611666	611666	58
611713	611713	58
4613159	46-13199	56
611726	611726	58
611888	611888	58
612045	612045	57
612108	612108	58
611002A	611002A	56
612110	612110	58
612562	612562	57
612588	612588	56
612663	612663	57
612881	612881	56
702159	702159	61
0071-000	702185	61

MARINE POWER	EMP PART #	PAGE #
475764	300-27776	51
801096	801096	62
801111	801111	62
395512	35-35282	52
804007	804007	59
804016	804016	59
12569301	12569301	59
12587269	12587269	53
12613412	12613412	53
12617944	12617944	64
12622452	12622452	59
0303-016F1	438108	52
0014-058	0014-058	59
515411	75-00404	54
0014-061	0014-061	64
0014-401	0014-401	59
0025-005	0025-005	59
483002	300-13348	48
0025-240	0025-240	61
475447	50-35863	51
0174- 000	50-35863	51
462084	1300-36039	49
3000373	300-03073	48
475118	50-50519	51
830251	95-03573	55
830266	95-95105	55
830255	95-01660	55
830213	95-03599	55
6830255	95-01651	55
613148	57-57501	57
611447	57-57510	58
613352	57-57511	58
613605	57-57514	58
330200	93-00515	60
0904-000	35-57802	61
285242	27-00333	63
283034	27-00398	63
283351	27-27779	63
283109	27-00524	63
283111	283111	65
288705	288705	65



# COMPETITIVE INTERCHANGE

MARINE  
POWER

MARINE POWER	EMP PART #	PAGE #
6101999	61-01999	66
279009	61-01520	66
9301446	93-01446	66
701169	93-93210	66

MARINE POWER	EMP PART #	PAGE #
701121	93-93203	66
701107	93-93600	66
300805	30-00805	66
6108369	61-08396	66

MERCURY MARINE

MERCURY MARINE	EMP PART #	PAGE #
865735A02	57-57501	57
65142	95-01651	55
814755	95-01651	55
880817	95-01651	55
884727	95-01651	55
65142A1	95-01651	55
8M0113733	95-01651	55
17437	95-03599	55
60658	95-03599	55
850399	95-03599	55
8503991	95-03599	55
850399002	95-03599	55
46-8M0113734	95-03599	55
17670	95-01660	55
67859	95-01660	55
811573	95-01660	55
850454	95-01660	55
8504541	95-01660	55
8M0094406	95-95105	55
46-8M6005225	95-95105	55
46-879194401	95-95105	55
879194366	95-95105	55
864309T02	57-57502	57
8M0113736	95-03573	55
883514	95-03573	55
883925	95-03573	55
50-808011A05	50-50519	51
59137	75-03057	54
4142885	75-03057	54
8052731	75-03057	54
8072521	75-03057	54
807252B1	75-03057	54
807252T1	75-03057	54
50-808011A4	50-50519	51

MERCURY MARINE	EMP PART #	PAGE #
50-8M0090697	50-02829	51
46-807151A14	46-13159	56
50-806963A4	50-02829	51
50-806965A2	50-02829	51
8M0186195	1300-36036	49
805884T	300-26003	51
8M0054726	1300-36036	49
881731	1300-36036	49
815407Q5	300-03073	48
850484T3	300-03073	48
8M6008208	300-13348	48
864297001	1300-03771	49
864591T02	57-57517	57
811637	300-13348	48
811637T	300-13348	48
850487	300-13348	48
880890T1	439000	52
817378	300-03755	46
806673T1	300-03755	46
817378T	300-03755	46
898253T27	300-03755	46
47607	702185	61
52185	482226	48
97335	0025-005	59
802232	27-00099-HD	64
814702	0014-401	59
835005	804007	59
885176	446105	53
892615	464040	49
879312003	446155	53
884794A1	480359	47
32-33189	32-32403	55
32-806825	32-32403	55
32- 861590A05	32-32403	55



MERCURY MARINE	EMP PART #	PAGE #
32-861590A1	32-32403	55
32-861590A2	32-32403	55
32-87108	32-32403	55
884794A02	480359	47
892615001	464040	49
892615002	464040	49
27-806452	801096	62
47607A1	702185	61
845668T	370039	61
19750T	702185	61
21-806118	445052	60
22-806926A1	246896	55
22-862210A01	246896	55
27-11986	287070	64
27-13865	288630	62
27-138651	288630	62
27-33395	27-00099-HD	64
27-34273	287068	64
27-342731	287068	64
27-344863	288426	65
27-34897	286066	62
27-46820	27-00740-1	64
27-480431	27-00314	65
27-49953	0014-061	64
27-52364	287068	64
27-807473A1	287804	64
27-810846T	801111	62
27-811566	288654	62
27-816460	287070	64
27-824326002	287703	64
27-845628	288654	62
27-851040	801096	62
27-8637251	283135	63
27-879150140	287070	64
27-879150141	287133	64
27-881620001	286143	64
27-8M0150304	288630	62
76270	75-00404	54
76270T	75-00404	54
27-99960	282056	65
32-80622216	387832	62

MERCURY MARINE	EMP PART #	PAGE #
32-90494	387806	62
32-9884339	387820	62
35-16595Q	397554	61
54-88731	482226	48
59341A1	0014-058	59
60252A2	612110	58
66166A4	331708	60
66418T	330403	60
66418T	330427	60
73483T	514516	56
73813A1	612108	58
73873A1	514821	62
807964A1	480140	47
46-72774A86	46-13199	56
46-807151A9	46-13199	56
807964A1	480151	47
817376T01	500428	50
817377T	480133	47
84-816608Q71	470511	64
84-816761Q 6	470300	46
85013T	292956	52
860125T	702185	61
860256A4	542034	54
892617	1300-36066	49
87-8M0070108	474523	49
88-93582	485006	52
8M0122492	0025-240	61
8M0181746	804016	59
898253T28	300-03092	48
898253T22	300-03093	48
8M6001106	300-03093	48
808483	300-03062	48
808483T	300-03062	48
806612T	1300-36039	49
808483T3	300-03062	48
42725A3	35-35282	52
861676A1	35-35282	52
861676T09	35-35282	52
8M0073435	35-35282	52
97-806000	531207	54
811635T3	300-03060	48

# COMPETITIVE INTERCHANGE

MERCURY MARINE

MERCURY MARINE	EMP PART #	PAGE #
50-863007A1	50-35863	51
50-812428A3	50-35863	51
50-806964A2	50-35863	51
50-812604A2	50-35863	51
50-822330A2	50-35863	51
99746A17	57-57510	58
807078T10	57-57511	58
89011A8	57-57511	58
87114A19	57-57520	58
66284A2	93-00515	60
60565	35-57802	61
35-802886Q	35-57802	61
814309A1	703111A	61
27-8079821	27-00333	63
997772	27-00398	63
863724Q	27-00524	63

MERCURY MARINE	EMP PART #	PAGE #
32-44348001	61-01520	66
32-44348T	61-01520	66
32492A3	93-01446	66
32492A5	93-01446	66
38965A1	93-01446	66
38965A2	93-01446	66
76850A2	93-01446	66
8M0098795	93-93210	66
18643A5	93-93203	66
12632A6	93-93600	66
30-862540A3	30-00805	66
862540A04	30-00805	66
862540T1	30-00805	66
879194A01	30-00805	66
30-803100T1	61-08396	66
815471T1	64-02824	66

PLEASURECRAFT/  
PCM

PLEASURECRAFT/ PCM	EMP PART #	PAGE #
47047	397554	61
RM0197	287133	64
R020027	1300-36039	49
RM02	287804	64
RA087009	12587269	53
RA087012	446167	53

PLEASURECRAFT/ PCM	EMP PART #	PAGE #
RA080023	1399-39543	52
RM0121	280153	63
RA108011	300-03093	48
RA080018	439000	52
R077001	35-57802	61
R142006	703111A	61

RACOR

RACOR	EMP PART #	PAGE #
R58011-10	396007	53

SIERRA

SIERRA	EMP PART #	PAGE #
18-7677	1300-36039	49
18-7660	1300-36036	49
18-6451	300-22258	51
18-5243	300-03092	48
18-5278	300-03073	48
18-5244	300-03093	48
18-5354	300-03062	48
18-7330	1399-39524	52

SIERRA	EMP PART #	PAGE #
18-7282	35-35282	52
18-5442	300-03756	46
18-5443	300-03756	46
18-3577-2	95-01660	55
18-5245	300-03094	46
18-5405	300-03064	46
18-0347	801096	62
18-0389	282056	65

SIERRA	EMP PART #	PAGE #
18-0487	287703	64
18-3551	75-03057	54
18-0488	287804	64
18-0614	370039	61
18-0672	283135	63
18-0874	288426	65
18-3599-2	95-03599	55
18-0887	0014-061	64
18-0891	286066	62
18-71337	32-32403	55
18-1213	0025-005	59
18-1232	288654	62
18-1237	288630	62
18-1239	801111	62
18-7708	1300-36066	49
18-15501	485006	52
18-1990	612108	58
18-2946	287068	64
18-3150	46-13159	56
18-0418	27-00740-1	64
18-3306	47-07205K	55
18-2902-19	27-00099-HD	64
18-2971-1	283301	63
18-33800	445052	60
18-3530-1	542034	54
18-3552	75-00404	54
18-3879	287070	64
18-3887	287133	64
18-4009	612110	58
18-3573	95-03573	55
18-5351	480359	47
18-5965	300-26003	51
18-5475	480133	47
18-5476	480140	47
18-5476	480151	47
18-5512	481034	47
18-5513	481058	47
18-5514	481111	47
18-5516	009159	46
18-56870	0014-058	59
18-5811	89-26043	50

SIERRA	EMP PART #	PAGE #
18-5899	75-24301	50
18-7600	75-03752	50
18-5897	75-01942	50
18-6451	300-27776	51
18-7330	1399-39524	52
18-7556	1300-03771	49
18-7646	464040	49
18-7688	446105	53
18-7876-1	397554	61
18-8115	429522	54
18-8227	514821	62
18-8808-2	470300	46
18-1845	57-57517	57
18-8836-1	470511	46
18-5443	300-03755	46
18-5442	300-03755	46
18-8402-1	10-73278	52
18-8404-1	10-73278	52
18-1843	57-57501	57
TS25101	457083	50
18-5913	50-35863	51
OP72533	456118	50
18-7282	35-35282	52
18-5919	50-02829	51
18-5603-1	50-50519	51
18-3506-1	95-95105	55
18-3593	95-01651	55
18-1952-1	57-57510	58
18-1957-2	57-57511	58
18-1986-1	57-57514	58
18-1953-2	57-57520	58
18-2434	703111A	61
18-0994	27-00333	63
18-2833	27-00398	63
18-0943-2	27-27779	63
18-0897	27-00524	63
18-2764	61-01999	66
18-2748	61-01520	66
18-2171	93-01446	66
18-2412-1	93-93210	66
18-2323	93-93203	66



# COMPETITIVE INTERCHANGE

SIERRA

SIERRA	EMP PART #	PAGE #
18-2321	93-93600	66
18-21006	30-00805	66

SIERRA	EMP PART #	PAGE #
18-8212-1	61-08396	66
18-2604	64-02824	66

VOLVO

VOLVO	EMP PART #	PAGE #
3854017	95-01651	55
3858340	95-01651	55
21124846	95-95105	55
3862985	50-50519	51
3855958	1399-39524	52
3854280	1399-39524	52
3857650	1399-39524	52
988037	1399-39524	52
21129980	50-50519	51
3856003	50-02829	51
3858975	300-03093	48
3854260	300-03060	48
3854548	300-03062	48
22024631	1300-36039	49
857618	283301	63
3808513	464040	49
3852109	288426	65
3852468	27-00099-HD	64
3852472	27-00740-1	64
3852477	286066	62
3852691	0014-061	64
3852693	801096	62
3853135	0014-058	59
3853138	0014-401	59
3853336	287068	64
3853341	0025-005	59
3853343	801111	62

VOLVO	EMP PART #	PAGE #
3853510	288654	62
3853511	287133	64
3854056	387820	62
3854299	287070	64
3854312	480140	47
3855807	287703	64
3856138	288630	62
3856594	804007	59
3857662	287804	64
3858979	1300-03771	49
3857863	0025-240	61
3858969	446105	53
3861286	286143	64
3861301	462207	49
3862263	804016	59
21141691	446155	53
21652126	12613412	53
3854002	300-03755	46
3854003	300-13348	48
3808516	1300-36066	49
3854828	35-35282	52
21622232	480359	47
3852374	57-57514	58
3857723	57-57514	58
3857846	703111A	61
386319	27-27779	63
3850426	61-01999	66

YANMAR

YANMAR	EMP PART #	PAGE #
119574-44150	531207	54



All images in this catalog are property of Engineered Marine Products. Any reproduction and/or use of photographs, charts, etc in this document without, express written consent, is strictly prohibited.

Every effort has been made to make sure the images and descriptions in this catalog are correct at time of print. We, however, assume no liability for errors in part numbers, model, or application data printed within this catalog. We reserve the right to change package quantities, descriptions, application information and prices at any time without notice. If a part is ordered that is no longer available or which there will be a delay in manufacturing, EMP will attempt to contact the customer to inform them of said issues.

Hydra Impellers, EMP logo, and “Quality Matters”, are all registered trademarks of Engineered Marine Products. All rights reserved.

VISIT OUR WEBSITE FOR MORE:

[WWW.ENGINEEREDMARINEPRODUCTS.COM](http://WWW.ENGINEEREDMARINEPRODUCTS.COM)

AND FOLLOW US ON THESE SOCIAL MEDIA PLATFORMS

 YouTube   FOR THE LATEST INFORMATION.



# NEW PRODUCTS SUPPLEMENT 2024 CATALOG



©2023 Engineered Marine Products.  
260 Scotland Drive, Alabaster, AL 35007  
tel 205-216-0560 • fax 205-216-0564

## PROPOSITION 65 WARNINGS

Items in this catalog, marked with icon, contain materials which are known to the State of California to cause cancer and birth defects or other reproductive harm. To minimize exposure, wear gloves or wash your hands frequently when using these parts.

For more information go to [www.P65Warnings.ca.gov/marine](http://www.P65Warnings.ca.gov/marine)